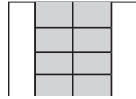
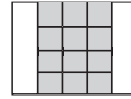


# WARDROBES | Colour

Gliding door  
robes




Hinged door  
robes



## FRONT 1B

Wardrobes with handle (strip)  
Front with wood decor at the side and 5 horizontal profiles




# 1B

**Front variations**



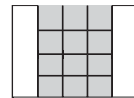
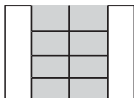
**Carcase/application colours**





...the <sup>1</sup><sub>2</sub><sup>3</sup> ordering system:

- 1 Select the colour code for the desired front and colour variation from the table overleaf (e.g. **Z\_123**)
- 2 Find the identification letters for the colour of the handle/profile and enter them in the space in the colour code (e.g. **ZA123**)  
Make a note of the price group (**PG**): 1 or 2 depending on the colour of the handle/profile!
- 3 Select article (**width and height**) simply read the **article no.** and **price** from the row below according to the front variation and price group (**PG**).



Gliding door robe handle recess



Hinged door robe handle recess

Detailed information about FRONT 1B:

Gliding door robes with partitioned front sections with matt finish, mirror or glass and outer door sections in carcass colour. On the hinged door robes, the two outermost doors in each case are carcass colour while all other doors feature the chosen application colour.

- Handles and trims are always finished in the colour selected using the identification letter. Exception: If CARCASE COLOUR "K" is selected for a hinged door robe, the profiles are always in carcass colour and the handles aluminium-coloured.
- There are 7 carcass and 12 front colours available; the 2 interior colours are sorted to match the carcass colours.
- The standard interior wardrobe fittings include 2 shelves and 1 clothes rail for each carcass unit. You will find an extensive range of additional fittings for your wardrobe in the EXTRAS section.
- You will find matching passepartout frames for all wardrobes with optional lighting in the PASSEPARTOUTS section.
- If you wish to combine hinged and gliding door robes, you will need additional spacers. These can also be found in the PASSEPARTOUTS section.



# GLIDING DOORS | Colour

## FRONT 1B

Gliding door robes with handle strip  
Front partially carcass colour with 5 horizontal profiles



1	COL. CODE	FRONT VARIATION ▶	MATT COLOUR			MIRROR	COLOUR MIRROR OR COLOUR GLASS					MATT COLOUR GLASS		
CARCASS COLOUR ▼	INTERIOR COLOUR ▼	White	Cappuccino	Cacao	Crystal mirror	Grey mirror	Bronze mirror	Crystal white	Black	Fango	Crystal white	Black	Fango	
Matt white	Grey structure	Z_101	Z_102	Z_103	Z_110	Z_111	Z_112	Z_115	Z_117	Z_118	Z_125	Z_127	Z_128	
Matt black	Grey structure	Z_141	Z_142	Z_143	Z_150	Z_151	Z_152	Z_155	Z_157	Z_158	Z_165	Z_167	Z_168	
Matt fango	Grey structure	Z_501	Z_502	Z_503	Z_510	Z_511	Z_512	Z_515	Z_517	Z_518	Z_525	Z_527	Z_528	
Walnut colour	Grey structure	Z_221	Z_222	Z_223	Z_230	Z_231	Z_232	Z_235	Z_237	Z_238	Z_245	Z_247	Z_248	
Sonoma oak colour	Beech colour	Z_181	Z_182	Z_183	Z_190	Z_191	Z_192	Z_195	Z_197	Z_198	Z_205	Z_207	Z_208	
Heart beech colour	Beech colour	Z_261	Z_262	Z_263	Z_270	Z_271	Z_272	Z_275	Z_277	Z_278	Z_285	Z_287	Z_288	
Natural royal oak colour	Beech colour	Z_341	Z_342	Z_343	Z_350	Z_351	Z_352	Z_355	Z_357	Z_358	Z_365	Z_367	Z_368	

2	PROFILES AND HANDLES ▶	ALUMINIUM-COLOURED = PG 1 Please add "A" to the colour code	CHROME-COLOURED = PG 2 Please add "C" to the colour code	BLACK = PG 2 Please add "S" to the colour code	CARCASS COLOURS = PG 2 Please add "K" to the colour code
---	------------------------	---	--	--	--

3	GLIDING DOOR ROBES	Width in cm	160	180	200	220	240	260	280
Depth 68 cm			(approx. 162 cm)	(approx. 181 cm)	(approx. 200 cm)	(approx. 219 cm)	(approx. 239 cm)	(approx. 261 cm)	(approx. 280 cm)
Shaded area = front variation colour	Drawing								
	Door configuration								
	Carcass division (cm)	80 80	100 80	100 100	120 100	120 120	50 80 80 50	60 80 80 60	
	Number of doors	2	2	2	2	2	2	2	

HEIGHT 223 CM		▼ Price group	▼ Art. no.	▼ Price	...	...	HEIGHT 223 CM							
Matt colour	PG 1	1G66		1G68		1G70		1G72		1G74		1G76		1G78
	PG 2													
Mirror	PG 1	1H66		1H68		1H70		1H72		1H74		1H76		1H78
	PG 2													
Colour mirror or colour glass	PG 1	1I66		1I68		1I70		1I72		1I74		1I76		1I78
	PG 2													
Matt colour glass	PG 1	1J66		1J68		1J70		1J72		1J74		1J76		1J78
	PG 2													

HEIGHT 235 CM		▼ Price group	▼ Art. no.	▼ Price	...	...	HEIGHT 235 CM							
Matt colour	PG 1	1T66		1T68		1T70		1T72		1T74		1T76		1T78
	PG 2													
Mirror	PG 1	1U66		1U68		1U70		1U72		1U74		1U76		1U78
	PG 2													
Colour mirror or colour glass	PG 1	1V66		1V68		1V70		1V72		1V74		1V76		1V78
	PG 2													
Matt colour glass	PG 1	1W66		1W68		1W70		1W72		1W74		1W76		1W78
	PG 2													

More widths on next page.



# 20<sup>UP</sup>

## GLIDING DOORS Colour

### FRONT 1B

Gliding door robes with handle strip  
Front partially carcass colour with 5 horizontal profiles

WARDROBES  
Colour  
1B

1	COL. CODE	FRONT VARIATION ▶	MATT COLOUR			MIRROR	COLOUR MIRROR OR COLOUR GLASS					MATT COLOUR GLASS		
	CARCASS COLOUR ▼	INTERIOR COLOUR ▼	White	Cappuccino	Cacao	Crystal mirror	Grey mirror	Bronze mirror	Crystal white	Black	Fango	Crystal white	Black	Fango
	Matt white	Grey structure	Z_101	Z_102	Z_103	Z_110	Z_111	Z_112	Z_115	Z_117	Z_118	Z_125	Z_127	Z_128
	Matt black	Grey structure	Z_141	Z_142	Z_143	Z_150	Z_151	Z_152	Z_155	Z_157	Z_158	Z_165	Z_167	Z_168
	Matt fango	Grey structure	Z_501	Z_502	Z_503	Z_510	Z_511	Z_512	Z_515	Z_517	Z_518	Z_525	Z_527	Z_528
	Walnut colour	Grey structure	Z_221	Z_222	Z_223	Z_230	Z_231	Z_232	Z_235	Z_237	Z_238	Z_245	Z_247	Z_248
	Sonoma oak colour	Beech colour	Z_181	Z_182	Z_183	Z_190	Z_191	Z_192	Z_195	Z_197	Z_198	Z_205	Z_207	Z_208
	Heart beech colour	Beech colour	Z_261	Z_262	Z_263	Z_270	Z_271	Z_272	Z_275	Z_277	Z_278	Z_285	Z_287	Z_288
	Natural royal oak colour	Beech colour	Z_341	Z_342	Z_343	Z_350	Z_351	Z_352	Z_355	Z_357	Z_358	Z_365	Z_367	Z_368

2	PROFILES AND HANDLES ▶	ALUMINIUM-COLOURED = PG 1 Please add "A" to the colour code	CHROME-COLOURED = PG 2 Please add "C" to the colour code	BLACK = PG 2 Please add "S" to the colour code	CARCASS COLOURS = PG 2 Please add "K" to the colour code
---	------------------------	---	--	--	--

3	GLIDING DOOR ROBES	Width in cm	300 (approx. 299 cm)		320 (approx. 319 cm)		340 (approx. 338 cm)		360 SYNCHRONOUS (approx. 360 cm)		380 SYNCHRONOUS (approx. 379 cm)		400 SYNCHRONOUS (approx. 399 cm)		NOTE: The gliding door robes in widths of 360, 380 and 400 cm are fitted with synchronously opening door hardware.	
			Depth 68 cm													
			Drawing Door configuration													
			50 100 100 50		60 100 100 60		50 120 120 50		80 100 100 80		80 100 100 100		100 100 100 100			
			2		2		2		4		4		4			
			▼ Price group		▼ Art. no.		▼ Price		...		...		...			
			HEIGHT 223 CM		HEIGHT 223 CM		HEIGHT 223 CM		HEIGHT 223 CM		HEIGHT 223 CM		HEIGHT 223 CM			
			PG 1		1G80		1G82		1G84		1G86		1G88		1G90	
			PG 2													
			PG 1		1H80		1H82		1H84		1H86		1H88		1H90	
			PG 2													
			PG 1		1I80		1I82		1I84		1I86		1I88		1I90	
			PG 2													
			PG 1		1J80		1J82		1J84		1J86		1J88		1J90	
			PG 2													
			HEIGHT 235 CM		HEIGHT 235 CM		HEIGHT 235 CM		HEIGHT 235 CM		HEIGHT 235 CM		HEIGHT 235 CM			
			PG 1		1T80		1T82		1T84		1T86		1T88		1T90	
			PG 2													
			PG 1		1U80		1U82		1U84		1U86		1U88		1U90	
			PG 2													
			PG 1		1V80		1V82		1V84		1V86		1V88		1V90	
			PG 2													
			PG 1		1W80		1W82		1W84		1W86		1W88		1W90	
			PG 2													

# 20UP



## HINGED DOORS | Colour

### FRONT 1B

Hinged door robes with handle  
Front with 5 horizontal profiles, outer doors in carcass colour

1	COL. CODE	FRONT VARIATION ▶	MATT COLOUR			MIRROR	COLOUR MIRROR OR COLOUR GLASS					MATT COLOUR GLASS		
CARCASS COLOUR ▼	INTERIOR COLOUR ▼	White	Cappuccino	Cacao	Crystal mirror	Grey mirror	Bronze mirror	Crystal white	Black	Fango	Crystal white	Black	Fango	
Matt white	Grey structure	Z_101	Z_102	Z_103	Z_110	Z_111	Z_112	Z_115	Z_117	Z_118	Z_125	Z_127	Z_128	
Matt black	Grey structure	Z_141	Z_142	Z_143	Z_150	Z_151	Z_152	Z_155	Z_157	Z_158	Z_165	Z_167	Z_168	
Matt fango	Grey structure	Z_501	Z_502	Z_503	Z_510	Z_511	Z_512	Z_515	Z_517	Z_518	Z_525	Z_527	Z_528	
Walnut colour	Grey structure	Z_221	Z_222	Z_223	Z_230	Z_231	Z_232	Z_235	Z_237	Z_238	Z_245	Z_247	Z_248	
Sonoma oak colour	Beech colour	Z_181	Z_182	Z_183	Z_190	Z_191	Z_192	Z_195	Z_197	Z_198	Z_205	Z_207	Z_208	
Heart beech colour	Beech colour	Z_261	Z_262	Z_263	Z_270	Z_271	Z_272	Z_275	Z_277	Z_278	Z_285	Z_287	Z_288	
Natural royal oak colour	Beech colour	Z_341	Z_342	Z_343	Z_350	Z_351	Z_352	Z_355	Z_357	Z_358	Z_365	Z_367	Z_368	

**NOTE:**  
If CARCASS COLOUR "K" is selected for a hinged door robe, the profiles are always in carcass colour and the handles aluminium-coloured.

2	PROFILES AND HANDLES ▶	ALUMINIUM-COLOURED = PG 1 Please add "A" to the colour code	CHROME-COLOURED = PG 2 Please add "C" to the colour code	BLACK = PG 2 Please add "S" to the colour code	CARCASS COLOURS = PG 2 Please add "K" to the colour code
---	------------------------	---	--	--	--

3	HINGED DOOR ROBES	Width in cm	160 (approx. 160 cm)		180 (approx. 179 cm)		200 (approx. 200 cm)		220 (approx. 219 cm)		240 (approx. 239 cm)		260 (approx. 259 cm)		280 (approx. 279 cm)		
			Depth 61 cm	Drawing Door hinge		Drawing Door hinge		Drawing Door hinge		Drawing Door hinge		Drawing Door hinge		Drawing Door hinge		Drawing Door hinge	
				Carcass division (cm)	Door division (cm)	Carcass division (cm)	Door division (cm)	Carcass division (cm)	Door division (cm)	Carcass division (cm)	Door division (cm)	Carcass division (cm)	Door division (cm)	Carcass division (cm)	Door division (cm)	Carcass division (cm)	Door division (cm)
		Shaded area = front variation colour		50 60 50		120 60		100 100		60 100 60		120 120		100 60 100		50 120 60 50	
		50 60 50		60 60 60		50 50 50 50		60 50 50 60		60 60 60 60		50 50 60 50 50		50 60 60 60 50			
<b>HEIGHT 223 CM</b>		▼ Price group		▼ Art. no.		▼ Price		...		...		...		<b>HEIGHT 223 CM</b>			
Matt colour		PG 1		1G16								1G22				1G24	
		PG 2														1G26	
Mirror		PG 1		1H16								1H22				1H24	
		PG 2		1H18												1H26	
Colour mirror or colour glass		PG 1		1I16								1I22				1I24	
		PG 2		1I18												1I26	
Matt colour glass		PG 1		1J16								1J22				1J24	
		PG 2		1J18												1J26	
<b>HEIGHT 235 CM</b>		▼ Price group		▼ Art. no.		▼ Price		...		...		...		<b>HEIGHT 235 CM</b>			
Matt colour		PG 1		1T16								1T22				1T24	
		PG 2		1T18												1T26	
Mirror		PG 1		1U16								1U22				1U24	
		PG 2		1U18												1U26	
Colour mirror or colour glass		PG 1		1V16								1V22				1V24	
		PG 2		1V18												1V26	
Matt colour glass		PG 1		1W16								1W22				1W24	
		PG 2		1W18												1W26	

More widths on next page.



# 20<sup>UP</sup>

## HINGED DOORS | Dekor

### FRONT 1B

Hinged door robes with handle  
Front with 5 horizontal profiles, outer doors in carcass colour

WARDROBES  
Colour  
1B

1	COL. CODE	FRONT VARIATION ▶	MATT COLOUR			MIRROR	COLOUR MIRROR OR COLOUR GLASS					MATT COLOUR GLASS		
CARCASS COLOUR ▼	INTERIOR COLOUR ▼		White	Cappuccino	Cacao	Crystal mirror	Grey mirror	Bronze mirror	Crystal white	Black	Fango	Crystal white	Black	Fango
Matt white	Grey structure	Z_101	Z_102	Z_103	Z_110	Z_111	Z_112	Z_115	Z_117	Z_118	Z_125	Z_127	Z_128	
Matt black	Grey structure	Z_141	Z_142	Z_143	Z_150	Z_151	Z_152	Z_155	Z_157	Z_158	Z_165	Z_167	Z_168	
Matt fango	Grey structure	Z_501	Z_502	Z_503	Z_510	Z_511	Z_512	Z_515	Z_517	Z_518	Z_525	Z_527	Z_528	
Walnut colour	Grey structure	Z_221	Z_222	Z_223	Z_230	Z_231	Z_232	Z_235	Z_237	Z_238	Z_245	Z_247	Z_248	
Sonoma oak colour	Beech colour	Z_181	Z_182	Z_183	Z_190	Z_191	Z_192	Z_195	Z_197	Z_198	Z_205	Z_207	Z_208	
Heart beech colour	Beech colour	Z_261	Z_262	Z_263	Z_270	Z_271	Z_272	Z_275	Z_277	Z_278	Z_285	Z_287	Z_288	
Natural royal oak colour	Beech colour	Z_341	Z_342	Z_343	Z_350	Z_351	Z_352	Z_355	Z_357	Z_358	Z_365	Z_367	Z_368	

**NOTE:**  
If CARCASS COLOUR "K" is selected for a hinged door robe, the profiles are always in carcass colour and the handles aluminium-coloured.

2	PROFILES AND HANDLES ▶	ALUMINIUM-COLOURED = PG 1 Please add "A" to the colour code	CHROME-COLOURED = PG 2 Please add "C" to the colour code	BLACK = PG 2 Please add "S" to the colour code	CARCASS COLOURS = PG 2 Please add "K" to the colour code
---	------------------------	---	--	--	--

3	HINGED DOOR ROBES	Width in cm	300 (approx. 299 cm)		300 (approx. 299 cm)		320 (approx. 319 cm)		340 (approx. 338 cm)		360 (approx. 357 cm)		380 (approx. 378 cm)		400 (approx. 399 cm)		
			Depth 61 cm														
				Drawing Door hinge		Carcass division (cm)		Door division (cm)		Carcass division (cm)		Door division (cm)		Carcass division (cm)		Door division (cm)	
		Shaded area = front variation colour		120 60 120		100 100 100		60 100 100 60		120 100 120		120 120 120		100 120 60 100		100 100 100 100	
		Door division (cm)		60 60 60 60 60		50 50 50 50 50 50		60 50 50 50 50 60		60 60 50 50 60 60		60 60 60 60 60 60		50 50 60 60 60 50 50		50 50 50 50 50 50 50 50	
<b>HEIGHT 223 CM</b>		▼ Price group		▼ Art. no.		▼ Price		...		...		...		<b>HEIGHT 223 CM</b>		...	
Matt colour		PG 1		1G49		1G30		1G32		1G34		1G36		1G38		1G40	
		PG 2															
Mirror		PG 1		1H49		1H30		1H32		1H34		1H36		1H38		1H40	
		PG 2															
Colour mirror or colour glass		PG 1		1I49		1I30		1I32		1I34		1I36		1I38		1I40	
		PG 2															
Matt colour glass		PG 1		1J49		1J30		1J32		1J34		1J36		1J38		1J40	
		PG 2															
<b>HEIGHT 235 CM</b>		▼ Price group		▼ Art. no.		▼ Price		...		...		...		<b>HEIGHT 235 CM</b>		...	
Matt colour		PG 1		1T49		1T30		1T32		1T34		1T36		1T38		1T40	
		PG 2															
Mirror		PG 1		1U49		1U30		1U32		1U34		1U36		1U38		1U40	
		PG 2															
Colour mirror or colour glass		PG 1		1V49		1V30		1V32		1V34		1V36		1V38		1V40	
		PG 2															
Matt colour glass		PG 1		1W49		1W30		1W32		1W34		1W36		1W38		1W40	
		PG 2															

# 20UP



## HINGED DOORS | Colour

### FRONT 1B

Hinged door robes with handle  
Front with 5 horizontal profiles

1	COL. CODE	FRONT VARIATION ▶	MATT COLOUR			MIRROR	COLOUR MIRROR OR COLOUR GLASS					MATT COLOUR GLASS		
CARCASE COLOUR ▼	INTERIOR COLOUR ▼	White	Cappuccino	Cacao	Crystal mirror	Grey mirror	Bronze mirror	Crystal white	Black	Fango	Crystal white	Black	Fango	
Matt white	Grey structure	Z_101	Z_102	Z_103	Z_110	Z_111	Z_112	Z_115	Z_117	Z_118	Z_125	Z_127	Z_128	
Matt black	Grey structure	Z_141	Z_142	Z_143	Z_150	Z_151	Z_152	Z_155	Z_157	Z_158	Z_165	Z_167	Z_168	
Matt fango	Grey structure	Z_501	Z_502	Z_503	Z_510	Z_511	Z_512	Z_515	Z_517	Z_518	Z_525	Z_527	Z_528	
Walnut colour	Grey structure	Z_221	Z_222	Z_223	Z_230	Z_231	Z_232	Z_235	Z_237	Z_238	Z_245	Z_247	Z_248	
Sonoma oak colour	Beech colour	Z_181	Z_182	Z_183	Z_190	Z_191	Z_192	Z_195	Z_197	Z_198	Z_205	Z_207	Z_208	
Heart beech colour	Beech colour	Z_261	Z_262	Z_263	Z_270	Z_271	Z_272	Z_275	Z_277	Z_278	Z_285	Z_287	Z_288	
Natural royal oak colour	Beech colour	Z_341	Z_342	Z_343	Z_350	Z_351	Z_352	Z_355	Z_357	Z_358	Z_365	Z_367	Z_368	

**NOTE:**  
If CARCASE COLOUR "K" is selected for a hinged door robe, the profiles are always in carcase colour and the handles aluminium-coloured.

2	PROFILES AND HANDLES ▶	ALUMINIUM-COLOURED = PG 1 Please add "A" to the colour code	CHROME-COLOURED = PG 2 Please add "C" to the colour code	BLACK = PG 2 Please add "S" to the colour code	CARCASE COLOURS = PG 2 Please add "K" to the colour code
---	------------------------	---	--	--	--

3	HINGED DOOR ROBES	Width in cm	50 (approx. 48 cm)		50 (approx. 51 cm)		60 (approx. 61 cm)		100 (approx. 101 cm)		120 (approx. 120 cm)		
			Depth 61 cm		50 (approx. 51 cm)		60 (approx. 61 cm)		100 (approx. 101 cm)		120 (approx. 120 cm)		
			Drawing Door hinge		50 left		60 left		100		120		
Shaded area = front variation colour		NEW		NEW									
Carcase division (cm)		50		50		60		60		100		120	
Door division (cm)		50 left bevelled		50 right bevelled		60 left		60 right		50 50		60 60	
HEIGHT 223 CM		▼ Price group						HEIGHT 223 CM					
Matt colour		PG 1	1G1L	1G1R	1G5L	1G5R	1G6L	1G6R	1G10	1G12			
Mirror		PG 1	1H1L	1H1R	1H5L	1H5R	1H6L	1H6R	1H10	1H12			
Colour mirror or colour glass		PG 1	1I1L	1I1R	1I5L	1I5R	1I6L	1I6R	1I10	1I12			
Matt colour glass		PG 1	1J1L	1J1R	1J5L	1J5R	1J6L	1J6R	1J10	1J12			
HEIGHT 235 CM		▼ Price group						HEIGHT 235 CM					
Matt colour		PG 1	1T1L	1T1R	1T5L	1T5R	1T6L	1T6R	1T10	1T12			
Mirror		PG 1	1U1L	1U1R	1U5L	1U5R	1U6L	1U6R	1U10	1U12			
Colour mirror or colour glass		PG 1	1V1L	1V1R	1V5L	1V5R	1V6L	1V6R	1V10	1V12			
Matt colour glass		PG 1	1W1L	1W1R	1W5L	1W5R	1W6L	1W6R	1W10	1W12			





# 20<sup>UP</sup>

## HINGED DOORS | Dekor

### FRONT 1B

Hinged door robes with handle  
Front with 5 horizontal profiles

WARDROBES  
Colour  
**1B**

1	COL. CODE	FRONT VARIATION ▶	MATT COLOUR			MIRROR	COLOUR MIRROR OR COLOUR GLASS					MATT COLOUR GLASS		
CARCASE COLOUR ▼	INTERIOR COLOUR ▼	White	Cappuccino	Cacao	Crystal mirror	Grey mirror	Bronze mirror	Crystal white	Black	Fango	Crystal white	Black	Fango	
Matt white	Grey structure	Z_101	Z_102	Z_103	Z_110	Z_111	Z_112	Z_115	Z_117	Z_118	Z_125	Z_127	Z_128	
Matt black	Grey structure	Z_141	Z_142	Z_143	Z_150	Z_151	Z_152	Z_155	Z_157	Z_158	Z_165	Z_167	Z_168	
Matt fango	Grey structure	Z_501	Z_502	Z_503	Z_510	Z_511	Z_512	Z_515	Z_517	Z_518	Z_525	Z_527	Z_528	
Walnut colour	Grey structure	Z_221	Z_222	Z_223	Z_230	Z_231	Z_232	Z_235	Z_237	Z_238	Z_245	Z_247	Z_248	
Sonoma oak colour	Beech colour	Z_181	Z_182	Z_183	Z_190	Z_191	Z_192	Z_195	Z_197	Z_198	Z_205	Z_207	Z_208	
Heart beech colour	Beech colour	Z_261	Z_262	Z_263	Z_270	Z_271	Z_272	Z_275	Z_277	Z_278	Z_285	Z_287	Z_288	
Natural royal oak colour	Beech colour	Z_341	Z_342	Z_343	Z_350	Z_351	Z_352	Z_355	Z_357	Z_358	Z_365	Z_367	Z_368	

**NOTE:**  
If CARCASE COLOUR "K" is selected for a hinged door robe, the profiles are always in carcase colour and the handles aluminium-coloured.

2	PROFILES AND HANDLES ▶	ALUMINIUM-COLOURED = PG 1 Please add "A" to the colour code	CHROME-COLOURED = PG 2 Please add "C" to the colour code	BLACK = PG 2 Please add "S" to the colour code	CARCASE COLOURS = PG 2 Please add "K" to the colour code
---	------------------------	---	--	--	--

3	SHELF UNITS/ CORNER-ROBES	Width in cm	30 - 101		52	101	52	101	105	115	45
			Depth 41 cm (shelf units only)	Only for intermediate installation! Widths can be altered at 1 cm intervals. Please specify the desired width! Can be ordered for all colour codes.	Only for intermediate installation!	Only for intermediate installation!	Only for intermediate installation! Can be ordered for all colour codes.	Only for intermediate installation! Can be ordered for all colour codes.	1069 690 586	1167 586	Can be used left and right. Can be ordered for all colour codes.
Drawing											
Name		Made-to-measure and TV shelf	Shelf unit, narrow	Shelf unit, wide	Shelf unit, narrow	Shelf unit, wide	Corner-robe 45°, walk-in	Corner-robe 90°	Coat rack element		
Description		Width alteration 30-101 cm	2 drawers Front var. colour	4 drawers Front var. colour	2 drawers Carcase colour	4 drawers Carcase colour	with interior lighting, incl. fitting strips	incl. fitting strips	Mounted on outside of wardrobe		
HEIGHT 223 CM		▼ Price group	HEIGHT 223 CM								
Matt colour		PG 1	4200	4211	4231	4210	4230	1G01	1G02	2398	
Mirror		PG 1	4200	4212	4232	4210	4230	1H01	1H02	2398	
Colour mirror or colour glass		PG 1	4200	4213	4233	4210	4230	1I01	1I02	2398	
Matt colour glass		PG 1	4200	4214	4234	4210	4230	1J01	1J02	2398	
HEIGHT 235 CM		▼ Price group	HEIGHT 235 CM								
Matt colour		PG 1	4205	4221	4241	4220	4240	1T01	1T02	2399	
Mirror		PG 1	4205	4222	4242	4220	4240	1U01	1U02	2399	
Colour mirror or colour glass		PG 1	4205	4223	4243	4220	4240	1V01	1V02	2399	
Matt colour glass		PG 1	4205	4224	4244	4220	4240	1W01	1W02	2399	

Shaded area = front variation colour

