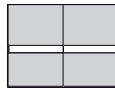


WARDROBES | Colour



Gliding door robes



Hinged door robes



FRONT 5A

Wardrobes with incorporated handle, inlay panel in carcase colour, full glass/colour/high polish front

5A

Front variations



Carcase/application colours




FRONT 5A



...the ¹²³ ordering system:

- 1** Select the colour code for the desired front and colour variation from the table overleaf (e.g. **Z_123**)
- 2** Find the identification letters for the colour of the handle/profile and enter them in the space in the colour code (e.g. **ZA123**)
Make a note of the price group (PG): 1 or 2 depending on the colour of the handle/profile!
- 3** Select article (**width and height**) and simply read the **article no.** and **price** from the row below according to the front variation and price group (PG)



Detailed information about FRONT 5A

Gliding and hinged door robes with fully-applied front colour in matt look, mirror, glass or high polish and an inlay panel in carcass colour.

- Handles and trims (strips) are always finished in the colour selected using the identification letter. Exception: If CARCASS COLOUR "K" is selected for a gliding door robe, the profiles (strips) are always in carcass colour and the handles aluminium-coloured.
- There are 7 carcass and 15 front colours available; the 2 interior colours are sorted to match the carcass colours.
- The standard interior wardrobe fittings include 2 shelves and 1 clothes rail for each carcass unit. You will find an extensive range of additional fittings for your wardrobe in the EXTRAS section.
- You will find matching passepartout frames for all wardrobes with optional lighting in the PASSEPARTOUTS section.
- If you wish to combine hinged and gliding door robes, you will need additional spacers. These can also be found in the PASSEPARTOUTS section.



GLIDING DOORS | Colour

FRONT 5A

Gliding door robes with incorporated handle
Front with inlay panel in carcass colour20^{UP}

1	COL. CODE	FRONT VARIATION ▶	MATT COLOUR			MIRROR	COLOUR MIRROR OR COLOUR GLASS					MATT COLOUR GLASS			HIGH POLISH		
CARCASS COLOUR ▼	INTERIOR COLOUR ▼	White	Cappuccino	Cacao	Crystal mirror	Grey mirror	Bronze mirror	Crystal white	Black	Fango	Crystal white	Black	Fango	White	Cappuccino	Cacao	
Matt white	Grey structure	Z_101	Z_102	Z_103	Z_110	Z_111	Z_112	Z_115	Z_117	Z_118	Z_125	Z_127	Z_128	Z_135	Z_136	Z_137	
Matt black	Grey structure	Z_141	Z_142	Z_143	Z_150	Z_151	Z_152	Z_155	Z_157	Z_158	Z_165	Z_167	Z_168	Z_175	Z_176	Z_177	
Matt fango	Grey structure	Z_501	Z_502	Z_503	Z_510	Z_511	Z_512	Z_515	Z_517	Z_518	Z_525	Z_527	Z_528	Z_535	Z_536	Z_537	
Walnut colour	Grey structure	Z_221	Z_222	Z_223	Z_230	Z_231	Z_232	Z_235	Z_237	Z_238	Z_245	Z_247	Z_248	Z_255	Z_256	Z_257	
Sonoma oak colour	Beech colour	Z_181	Z_182	Z_183	Z_190	Z_191	Z_192	Z_195	Z_197	Z_198	Z_205	Z_207	Z_208	Z_215	Z_216	Z_217	
Heart beech colour	Beech colour	Z_261	Z_262	Z_263	Z_270	Z_271	Z_272	Z_275	Z_277	Z_278	Z_285	Z_287	Z_288	Z_295	Z_296	Z_297	
Natural royal oak colour	Beech colour	Z_341	Z_342	Z_343	Z_350	Z_351	Z_352	Z_355	Z_357	Z_358	Z_365	Z_367	Z_368	Z_375	Z_376	Z_377	

2	PROFILES AND HANDLES ▶	ALUMINIUM-COLOURED = PG 1 Please add "A" to the colour code	CHROME-COLOURED = PG 2 Please add "C" to the colour code	BLACK = PG 2 Please add "S" to the colour code	CARCASS COLOURS = PG 2 Please add "K" to the colour code
---	------------------------	---	--	--	--

*see INFORMATION overleaf.

3	GLIDING DOOR ROBES	Width in cm	160 (approx. 162 cm)		180 (approx. 181 cm)		200 (approx. 200 cm)		220 (approx. 219 cm)		240 (approx. 239 cm)		260 (approx. 261 cm)		280 (approx. 280 cm)			
			Depth 68 cm		Drawing		Door configuration		Carcass division (cm)		Number of doors		Carcass division (cm)		Number of doors			
			Shaded area = front variation colour		80 80		100 80		100 100		120 100		120 120		50 80 80 50		60 80 80 60	
HEIGHT 223 CM			▼ Price group		▼ Art. no.		▼ Price		HEIGHT 223 CM									
Matt colour			PG 1		5A66		5A68		5A70		5A72		5A74		5A76		5A78	
Mirror			PG 1		5B66		5B68		5B70		5B72		5B74		5B76		5B78	
Colour mirror or colour glass			PG 1		5C66		5C68		5C70		5C72		5C74		5C76		5C78	
Matt colour glass			PG 1		5D66		5D68		5D70		5D72		5D74		5D76		5D78	
High polish			PG 1		5E66		5E68		5E70		5E72		5E74		5E76		5E78	
HEIGHT 235 CM			▼ Price group		▼ Price		HEIGHT 235 CM											
Matt colour			PG 1		5M66		5M68		5M70		5M72		5M74		5M76		5M78	
Mirror			PG 1		5N66		5N68		5N70		5N72		5N74		5N76		5N78	
Colour mirror or colour glass			PG 1		5P66		5P68		5P70		5P72		5P74		5P76		5P78	
Matt colour glass			PG 1		5Q66		5Q68		5Q70		5Q72		5Q74		5Q76		5Q78	
High polish			PG 1		5R66		5R68		5R70		5R72		5R74		5R76		5R78	

More widths on next page.



20UP

GLIDING DOORS | Colour FRONT 5A

Gliding door robes with incorporated handle
Front with inlay panel in carcase colour

1 COL. CODE		FRONT VARIATION ▶			MATT COLOUR			MIRROR	COLOUR MIRROR OR COLOUR GLASS			MATT COLOUR GLASS			HIGH POLISH		
CARCASE COLOUR ▼	INTERIOR COLOUR ▼	White	Cappuccino	Cacao	Crystal mirror	Grey mirror	Bronze mirror	Crystal white	Black	Fango	Crystal white	Black	Fango	White	Cappuccino	Cacao	
Matt white	Grey structure	Z_101	Z_102	Z_103	Z_110	Z_111	Z_112	Z_115	Z_117	Z_118	Z_125	Z_127	Z_128	Z_135	Z_136	Z_137	
Matt black	Grey structure	Z_141	Z_142	Z_143	Z_150	Z_151	Z_152	Z_155	Z_157	Z_158	Z_165	Z_167	Z_168	Z_175	Z_176	Z_177	
Matt fango	Grey structure	Z_501	Z_502	Z_503	Z_510	Z_511	Z_512	Z_515	Z_517	Z_518	Z_525	Z_527	Z_528	Z_535	Z_536	Z_537	
Walnut colour	Grey structure	Z_221	Z_222	Z_223	Z_230	Z_231	Z_232	Z_235	Z_237	Z_238	Z_245	Z_247	Z_248	Z_255	Z_256	Z_257	
Sonoma oak colour	Beech colour	Z_181	Z_182	Z_183	Z_190	Z_191	Z_192	Z_195	Z_197	Z_198	Z_205	Z_207	Z_208	Z_215	Z_216	Z_217	
Heart beech colour	Beech colour	Z_261	Z_262	Z_263	Z_270	Z_271	Z_272	Z_275	Z_277	Z_278	Z_285	Z_287	Z_288	Z_295	Z_296	Z_297	
Natural royal oak colour	Beech colour	Z_341	Z_342	Z_343	Z_350	Z_351	Z_352	Z_355	Z_357	Z_358	Z_365	Z_367	Z_368	Z_375	Z_376	Z_377	

2 PROFILES AND HANDLES ▶	ALUMINIUM-COLOURED = PG 1 Please add "A" to the colour code	CHROME-COLOURED = PG 2 Please add "C" to the colour code	BLACK = PG 2 Please add "S" to the colour code	CARCASE COLOURS = PG 2 Please add "K" to the colour code
--------------------------	---	--	--	--

*see INFORMATION overleaf.

3 GLIDING DOOR ROBES	Width in cm	300 (approx. 299 cm)	320 (approx. 319 cm)	340 (approx. 338 cm)	360 SYNCHRONOUS (approx. 360 cm)	380 SYNCHRONOUS (approx. 379 cm)	400 SYNCHRONOUS (approx. 399 cm)	NOTE: The gliding door robes in widths of 360, 380 and 400 cm are fitted with synchronously opening doors.
	Depth 68 cm							
Drawing Door configuration								
Carcase division (cm)	50 100 100 50	60 100 100 60	50 120 120 50	80 100 100 80	80 100 100 100	100 100 100 100		
Number of doors	2	2	2	4	4	4		


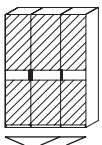
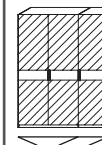
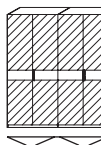
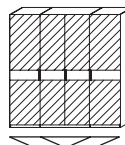
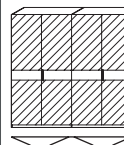
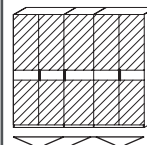
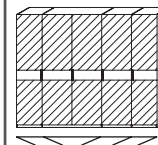










HEIGHT 223 CM		Price group	Art. no.	Price	HEIGHT 223 CM							
Matt colour	PG 1	5A80		5A82		5A84		5A86		5A88		5A90			
	PG 2														
Mirror	PG 1	5B80		5B82		5B84		5B86		5B88		5B90			
	PG 2														
Colour mirror or colour glass	PG 1	5C80		5C82		5C84		5C86		5C88		5C90			
	PG 2														
Matt colour glass	PG 1	5D80		5D82		5D84		5D86		5D88		5D90			
	PG 2														
High polish	PG 1	5E80		5E82		5E84		5E86		5E88		5E90			
	PG 2														
HEIGHT 235 CM		Price group	Price	HEIGHT 235 CM								
Matt colour	PG 1	5M80		5M82		5M84		5M86		5M88		5M90			
	PG 2														
Mirror	PG 1	5N80		5N82		5N84		5N86		5N88		5N90			
	PG 2														
Colour mirror or colour glass	PG 1	5P80		5P82		5P84		5P86		5P88		5P90			
	PG 2														
Matt colour glass	PG 1	5Q80		5Q82		5Q84		5Q86		5Q88		5Q90			
	PG 2														
High polish	PG 1	5R80		5R82		5R84		5R86		5R88		5R90			
	PG 2														

WARDROBES
Colour
5A

HINGED DOORS | Colour**FRONT 5A**Gliding door robes with incorporated handle
Front with inlay panel in carcass colour**20^{UP}**

1 COL. CODE FRONT VARIATION ▶		MATT COLOUR			MIRROR	COLOUR MIRROR OR COLOUR GLASS					MATT COLOUR GLASS			HIGH POLISH		
CARCASS COLOUR ▼	INTERIOR COLOUR ▼	White	Cappuccino	Cacao	Crystal mirror	Grey mirror	Bronze mirror	Crystal white	Black	Fango	Crystal white	Black	Fango	White	Cappuccino	Cacao
Matt white	Grey structure	Z_101	Z_102	Z_103	Z_110	Z_111	Z_112	Z_115	Z_117	Z_118	Z_125	Z_127	Z_128	Z_135	Z_136	Z_137
Matt black	Grey structure	Z_141	Z_142	Z_143	Z_150	Z_151	Z_152	Z_155	Z_157	Z_158	Z_165	Z_167	Z_168	Z_175	Z_176	Z_177
Matt fango	Grey structure	Z_501	Z_502	Z_503	Z_510	Z_511	Z_512	Z_515	Z_517	Z_518	Z_525	Z_527	Z_528	Z_535	Z_536	Z_537
Walnut colour	Grey structure	Z_221	Z_222	Z_223	Z_230	Z_231	Z_232	Z_235	Z_237	Z_238	Z_245	Z_247	Z_248	Z_255	Z_256	Z_257
Sonoma oak colour	Beech colour	Z_181	Z_182	Z_183	Z_190	Z_191	Z_192	Z_195	Z_197	Z_198	Z_205	Z_207	Z_208	Z_215	Z_216	Z_217
Heart beech colour	Beech colour	Z_261	Z_262	Z_263	Z_270	Z_271	Z_272	Z_275	Z_277	Z_278	Z_285	Z_287	Z_288	Z_295	Z_296	Z_297
Natural royal oak colour	Beech colour	Z_341	Z_342	Z_343	Z_350	Z_351	Z_352	Z_355	Z_357	Z_358	Z_365	Z_367	Z_368	Z_375	Z_376	Z_377

2 PROFILES AND HANDLES ▶		ALUMINIUM-COLOURED = PG 1 Please add "A" to the colour code	CHROME-COLOURED = PG 2 Please add "C" to the colour code	BLACK = PG 2 Please add "S" to the colour code
--------------------------	--	---	--	--

3 HINGED DOOR ROBES		Width in cm	160 (approx. 160 cm)	180 (approx. 179 cm)	200 (approx. 200 cm)	220 (approx. 219 cm)	240 (approx. 239 cm)	260 (approx. 259 cm)	280 (approx. 279 cm)							
 Shaded area = front variation colour Drawing Door hinge	Depth 61 cm															
	Carcass division (cm)	50 60 50	120 60	100 100	60 100 60	120 120	100 60 100	50 120 60 50								
	Door division (cm)	50 60 50	60 60 60	50 50 50 50	60 50 50 60	60 60 60 60	50 50 60 50 50	50 60 60 60 50								
HEIGHT 223 CM		Price group	Art. no.		Price		HEIGHT 223 CM									
	Matt colour	PG 1	4A16		4A18		4A20		4A22		4A24		4A26		4A28	
	PG 2															
	Mirror	PG 1	4B16		4B18		4B20		4B22		4B24		4B26		4B28	
	PG 2															
	Colour mirror or colour glass	PG 1	4C16		4C18		4C20		4C22		4C24		4C26		4C28	
	PG 2															
	Matt colour glass	PG 1	4D16		4D18		4D20		4D22		4D24		4D26		4D28	
	PG 2															
	High polish	PG 1	4E16		4E18		4E20		4E22		4E24		4E26		4E28	
	PG 2															
HEIGHT 235 CM		Price group	Art. no.		Price		HEIGHT 235 CM									
	Matt colour	PG 1	4M16		4M18		4M20		4M22		4M24		4M26		4M28	
	PG 2															
	Mirror	PG 1	4N16		4N18		4N20		4N22		4N24		4N26		4N28	
	PG 2															
	Colour mirror or colour glass	PG 1	4P16		4P18		4P20		4P22		4P24		4P26		4P28	
	PG 2															
	Matt colour glass	PG 1	4Q16		4Q18		4Q20		4Q22		4Q24		4Q26		4Q28	
	PG 2															
	High polish	PG 1	4R16		4R18		4R20		4R22		4R24		4R26		4R28	
	PG 2															

More widths on next page.



20UP

HINGED DOORS | Colour FRONT 5A

Gliding door robes with incorporated handle
Front with inlay panel in carcass colour

1		MATT COLOUR			MIRROR	COLOUR MIRROR OR COLOUR GLASS					MATT COLOUR GLASS			HIGH POLISH		
COL. CODE	FRONT VARIATION ▶															
CARCASS COLOUR ▼	INTERIOR COLOUR ▼	White	Cappuccino	Cacao	Crystal mirror	Grey mirror	Bronze mirror	Crystal white	Black	Fango	Crystal white	Black	Fango	White	Cappuccino	Cacao
Matt white	Grey structure	Z_101	Z_102	Z_103	Z_110	Z_111	Z_112	Z_115	Z_117	Z_118	Z_125	Z_127	Z_128	Z_135	Z_136	Z_137
Matt black	Grey structure	Z_141	Z_142	Z_143	Z_150	Z_151	Z_152	Z_155	Z_157	Z_158	Z_165	Z_167	Z_168	Z_175	Z_176	Z_177
Matt fango	Grey structure	Z_501	Z_502	Z_503	Z_510	Z_511	Z_512	Z_515	Z_517	Z_518	Z_525	Z_527	Z_528	Z_535	Z_536	Z_537
Walnut colour	Grey structure	Z_221	Z_222	Z_223	Z_230	Z_231	Z_232	Z_235	Z_237	Z_238	Z_245	Z_247	Z_248	Z_255	Z_256	Z_257
Sonoma oak colour	Beech colour	Z_181	Z_182	Z_183	Z_190	Z_191	Z_192	Z_195	Z_197	Z_198	Z_205	Z_207	Z_208	Z_215	Z_216	Z_217
Heart beech colour	Beech colour	Z_261	Z_262	Z_263	Z_270	Z_271	Z_272	Z_275	Z_277	Z_278	Z_285	Z_287	Z_288	Z_295	Z_296	Z_297
Natural royal oak colour	Beech colour	Z_341	Z_342	Z_343	Z_350	Z_351	Z_352	Z_355	Z_357	Z_358	Z_365	Z_367	Z_368	Z_375	Z_376	Z_377

2	PROFILES AND HANDLES ▶	ALUMINIUM-COLOURED = PG 1 Please add "A" to the colour code	CHROME-COLOURED = PG 2 Please add "C" to the colour code	BLACK = PG 2 Please add "S" to the colour code
---	------------------------	---	--	--

3		Width in cm	300 (approx. 299 cm)	300 (approx. 299 cm)	320 (approx. 319 cm)	340 (approx. 338 cm)	360 (approx. 357 cm)	380 (approx. 378 cm)	400 (approx. 399 cm)
HINGED DOOR ROBES	Depth 61 cm	Drawing							
	Door hinge								
	Shaded area = front variation colour								
	Carcass division (cm)	120 60 120	100 100 100	60 100 100 60	120 100 120	120 120 120	100 120 60 100	100 100 100 100	
	Door division (cm)	60 60 60 60 60	50 50 50 50 50 50	60 50 50 50 50 60	60 60 50 50 60 60	60 60 60 60 60 60	50 50 60 60 60 50 50	50 50 50 50 50 50 50	

HEIGHT 223 CM		Price group	Art. no.	Price	HEIGHT 223 CM							
Matt colour	PG 1	4A49		4A30		4A32		4A34		4A36		4A38		4A40	
	PG 2														
Mirror	PG 1	4B49		4B30		4B32		4B34		4B36		4B38		4B40	
	PG 2														
Colour mirror or colour glass	PG 1	4C49		4C30		4C32		4C34		4C36		4C38		4C40	
	PG 2														
Matt colour glass	PG 1	4D49		4D30		4D32		4D34		4D36		4D38		4D40	
	PG 2														
High polish	PG 1	4E49		4E30		4E32		4E34		4E36		4E38		4E40	
	PG 2														
HEIGHT 235 CM		Price group	Art. no.	Price	HEIGHT 235 CM							
Matt colour	PG 1	4M49		4M30		4M32		4M34		4M36		4M38		4M40	
	PG 2														
Mirror	PG 1	4N49		4N30		4N32		4N34		4N36		4N38		4N40	
	PG 2														
Colour mirror or colour glass	PG 1	4P49		4P30		4P32		4P34		4P36		4P38		4P40	
	PG 2														
Matt colour glass	PG 1	4Q49		4Q30		4Q32		4Q34		4Q36		4Q38		4Q40	
	PG 2														
High polish	PG 1	4R49		4R30		4R32		4R34		4R36		4R38		4R40	
	PG 2														

WARDROBES
Colour
5A

HINGED DOORS | Colour

FRONT 5A

Drehtürenschränke mit Griff

Front mit Bauchbinde in Korpusfarbe

20^{UP}

1 COL. CODE		FRONT VARIATION ▶			MATT COLOUR			MIRROR	COLOUR MIRROR OR COLOUR GLASS			MATT COLOUR GLASS			HIGH POLISH		
CARCASE COLOUR ▼	INTERIOR COLOUR ▼	White	Cappuccino	Cacao	Crystal mirror	Grey mirror	Bronze mirror	Crystal white	Black	Fango	Crystal white	Black	Fango	White	Cappuccino	Cacao	
Matt white	Grey structure	Z_101	Z_102	Z_103	Z_110	Z_111	Z_112	Z_115	Z_117	Z_118	Z_125	Z_127	Z_128	Z_135	Z_136	Z_137	
Matt black	Grey structure	Z_141	Z_142	Z_143	Z_150	Z_151	Z_152	Z_155	Z_157	Z_158	Z_165	Z_167	Z_168	Z_175	Z_176	Z_177	
Matt fango	Grey structure	Z_501	Z_502	Z_503	Z_510	Z_511	Z_512	Z_515	Z_517	Z_518	Z_525	Z_527	Z_528	Z_535	Z_536	Z_537	
Walnut colour	Grey structure	Z_221	Z_222	Z_223	Z_230	Z_231	Z_232	Z_235	Z_237	Z_238	Z_245	Z_247	Z_248	Z_255	Z_256	Z_257	
Sonoma oak colour	Beech colour	Z_181	Z_182	Z_183	Z_190	Z_191	Z_192	Z_195	Z_197	Z_198	Z_205	Z_207	Z_208	Z_215	Z_216	Z_217	
Heart beech colour	Beech colour	Z_261	Z_262	Z_263	Z_270	Z_271	Z_272	Z_275	Z_277	Z_278	Z_285	Z_287	Z_288	Z_295	Z_296	Z_297	
Natural royal oak colour	Beech colour	Z_341	Z_342	Z_343	Z_350	Z_351	Z_352	Z_355	Z_357	Z_358	Z_365	Z_367	Z_368	Z_375	Z_376	Z_377	

2 PROFILES AND HANDLES ▶		ALUMINIUM-COLOURED = PG 1 Please add "A" to the colour code	CHROME-COLOURED = PG 2 Please add "C" to the colour code	BLACK = PG 2 Please add "S" to the colour code
--------------------------	--	---	--	--

3 HINGED DOOR ROBES		Width in cm	50 (approx. 48 cm)	50 (approx. 48 cm)	50 (approx. 51 cm)	50 (approx. 51 cm)	60 (approx. 61 cm)	60 (approx. 61 cm)	100 (approx. 101 cm)	120 (approx. 120 cm)						
Shaded area = front variation colour	Drawing Door hinge	Depth 61 cm	NEW 304 479 586	NEW 586 479 394												
	Carcase division (cm)	Door division (cm)	50	50	50	50	60	60	100	120						
			50 left bevelled	50 right bevelled	50 left	50 right	60 left	60 right	50 50	60 60						
HEIGHT 223 CM		Price group	Art. no.			Price			HEIGHT 223 CM							
Matt colour	PG 1	4A1L		4A1R		4A5L		4A5R		4A6L		4A6R		4A10		4A12
	PG 2															
Mirror	PG 1	4B1L		4B1R		4B5L		4B5R		4B6L		4B6R		4B10		4B12
	PG 2															
Colour mirror or colour glass	PG 1	4C1L		4C1R		4C5L		4C5R		4C6L		4C6R		4C10		4C12
	PG 2															
Matt colour glass	PG 1	4D1L		4D1R		4D5L		4D5R		4D6L		4D6R		4D10		4D12
	PG 2															
High polish	PG 1	4E1L		4E1R		4E5L		4E5R		4E6L		4E6R		4E10		4E12
	PG 2															
HEIGHT 235 CM		Price group	Art. no.			Price			HEIGHT 235 CM							
Matt colour	PG 1	4M1L		4M1R		4M5L		4M5R		4M6L		4M6R		4M10		4M12
	PG 2															
Mirror	PG 1	4N1L		4N1R		4N5L		4N5R		4N6L		4N6R		4N10		4N12
	PG 2															
Colour mirror or colour glass	PG 1	4P1L		4P1R		4P5L		4P5R		4P6L		4P6R		4P10		4P12
	PG 2															
Matt colour glass	PG 1	4Q1L		4Q1R		4Q5L		4Q5R		4Q6L		4Q6R		4Q10		4Q12
	PG 2															
High polish	PG 1	4R1L		4R1R		4R5L		4R5R		4R6L		4R6R		4R10		4R12
	PG 2															



20^{UP}

HINGED DOORS | Colour

FRONT 5A

Drehtürenschränke mit Griff
Front mit Bauchbinde in Korpusfarbe

1		MATT COLOUR			MIRROR	COLOUR MIRROR OR COLOUR GLASS					MATT COLOUR GLASS			HIGH POLISH		
COL. CODE	FRONT VARIATION ▶															
CARCASE COLOUR ▼	INTERIOR COLOUR ▼	White	Cappuccino	Cacao	Crystal mirror	Grey mirror	Bronze mirror	Crystal white	Black	Fango	Crystal white	Black	Fango	White	Cappuccino	Cacao
Matt white	Grey structure	Z_101	Z_102	Z_103	Z_110	Z_111	Z_112	Z_115	Z_117	Z_118	Z_125	Z_127	Z_128	Z_135	Z_136	Z_137
Matt black	Grey structure	Z_141	Z_142	Z_143	Z_150	Z_151	Z_152	Z_155	Z_157	Z_158	Z_165	Z_167	Z_168	Z_175	Z_176	Z_177
Matt fango	Grey structure	Z_501	Z_502	Z_503	Z_510	Z_511	Z_512	Z_515	Z_517	Z_518	Z_525	Z_527	Z_528	Z_535	Z_536	Z_537
Walnut colour	Grey structure	Z_221	Z_222	Z_223	Z_230	Z_231	Z_232	Z_235	Z_237	Z_238	Z_245	Z_247	Z_248	Z_255	Z_256	Z_257
Sonoma oak colour	Beech colour	Z_181	Z_182	Z_183	Z_190	Z_191	Z_192	Z_195	Z_197	Z_198	Z_205	Z_207	Z_208	Z_215	Z_216	Z_217
Heart beech colour	Beech colour	Z_261	Z_262	Z_263	Z_270	Z_271	Z_272	Z_275	Z_277	Z_278	Z_285	Z_287	Z_288	Z_295	Z_296	Z_297
Natural royal oak colour	Beech colour	Z_341	Z_342	Z_343	Z_350	Z_351	Z_352	Z_355	Z_357	Z_358	Z_365	Z_367	Z_368	Z_375	Z_376	Z_377

2	PROFILES AND HANDLES ▶	ALUMINIUM-COLOURED = PG 1 Please add "A" to the colour code	CHROME-COLOURED = PG 2 Please add "C" to the colour code	BLACK = PG 2 Please add "S" to the colour code
---	------------------------	---	--	--

3		Width in cm	30 - 101	52	101	52	101	105	115	45
SHELF UNITS/ CORNER-ROBES	Depth 41 cm (shelf units only)	Drawing	Only for intermediate installation! Widths can be altered at 1 cm intervals. Please specify the desired width! Can be ordered for all colour codes.	Only for intermediate installation!	Only for intermediate installation!	Only for intermediate installation! Can be ordered for all colour codes.	Only for intermediate installation! Can be ordered for all colour codes.	Please read the note on page 4!	Please read the note on page 4!	Can be used left and right. Can be ordered for all colour codes.
	Name	Made-to-measure and TV shelf	Shelf unit, narrow	Shelf unit, wide	Shelf unit, narrow	Shelf unit, wide	Corner-robe 45°, walk-in	Corner-robe 90°	Coat rack element	
	Description	Width alteration 30-101 cm	2 drawers Front var. colour	4 drawers Front var. colour	2 drawers Carcase colour	4 drawers Carcase colour	with interior lighting, incl. fitting strips	incl. fitting strips	Mounted on outside of wardrobe	

HEIGHT 223 CM		Price group	Art. no.	Price	HEIGHT 223 CM									
Matt colour	PG 1		4200		4211		4231		4210		4230		4A01		4A02		2398
	PG 2																
Mirror	PG 1		4200		4212		4232		4210		4230		4B01		4B02		2398
	PG 2																
Colour mirror or colour glass	PG 1		4200		4213		4233		4210		4230		4C01		4C02		2398
	PG 2																
Matt colour glass	PG 1		4200		4214		4234		4210		4230		4D01		4D02		2398
	PG 2																
High polish	PG 1		4200		4215		4235		4210		4230		4E01		4E02		2398
	PG 2																
HEIGHT 235 CM		Price group	Art. no.	Price	HEIGHT 235 CM									
Matt colour	PG 1		4205		4221		4241		4220		4240		4M01		4M02		2399
	PG 2																
Mirror	PG 1		4205		4222		4242		4220		4240		4N01		4N02		2399
	PG 2																
Colour mirror or colour glass	PG 1		4205		4223		4243		4220		4240		4P01		4P02		2399
	PG 2																
Matt colour glass	PG 1		4205		4224		4244		4220		4240		4Q01		4Q02		2399
	PG 2																
High polish	PG 1		4205		4225		4245		4220		4240		4R01		4R02		2399
	PG 2																

WARDROBES
Colour
5A

