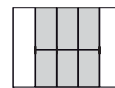


WARDROBES | Colour

Gliding door robes



Hinged door robes



FRONT 1A

Wardrobes with handle (strip)
Front with wood decor at the side and 3 horizontal profiles




1A

Front variations



Carcase/application colours

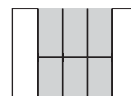
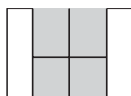


FRONT 1A



...the ¹₂³ ordering system:

- 1** Select the colour code for the desired front and colour variation from the table overleaf (e.g. **Z_123**)
- 2** Find the identification letters for the colour of the handle/profile and enter them in the space in the colour code (e.g. **ZA123**)
Make a note of the price group (**PG**): 1 or 2 depending on the colour of the handle/profile!
- 3** Select article (**width and height**) and simply read the **article no.** and **price** from the row below according to the front variation and price group (**PG**).



Gliding door robe handle recess



Hinged door robe handle recess

Detailed information about FRONT 1A:

Gliding door robes with partitioned front sections with matt finish, mirror or glass and outer door sections in carcass colour. On the hinged door robes, the two outermost doors in each case are carcass colour while all other doors feature the chosen application colour.

- Handles and trims are always finished in the colour selected using the identification letter.
Exception: If CARCASE COLOUR "K" is selected for a hinged door robe, the profiles are always in carcass colour and the handles aluminium-coloured.
- There are 7 carcass and 12 front colours available; the 2 interior colours are sorted to match the carcass colours.
- The standard interior wardrobe fittings include 2 shelves and 1 clothes rail for each carcass unit. You will find an extensive range of additional fittings for your wardrobe in the EXTRAS section.
- You will find matching passepartout frames for all wardrobes with optional lighting in the PASSEPARTOUTS section
- If you wish to combine hinged and gliding door robes, you will need additional spacers. These can also be found in the PASSEPARTOUTS section.



GLIDING DOORS | Colour

FRONT 1A

Gliding door robes with handle strip
Front partially carcass colour with 3 horizontal profiles



COL. CODE	FRONT VARIATION	MATT COLOUR			MIRROR	COLOUR MIRROR OR COLOUR GLASS					MATT COLOUR GLASS		
CARCASS COLOUR	INTERIOR COLOUR	White	Cappuccino	Cacao	Crystal mirror	Grey mirror	Bronze mirror	Crystal white	Black	Fango	Crystal white	Black	Fango
Matt white	Grey structure	Z_101	Z_102	Z_103	Z_110	Z_111	Z_112	Z_115	Z_117	Z_118	Z_125	Z_127	Z_128
Matt black	Grey structure	Z_141	Z_142	Z_143	Z_150	Z_151	Z_152	Z_155	Z_157	Z_158	Z_165	Z_167	Z_168
Matt fango	Grey structure	Z_501	Z_502	Z_503	Z_510	Z_511	Z_512	Z_515	Z_517	Z_518	Z_525	Z_527	Z_528
Walnut colour	Grey structure	Z_221	Z_222	Z_223	Z_230	Z_231	Z_232	Z_235	Z_237	Z_238	Z_245	Z_247	Z_248
Sonoma oak colour	Beech colour	Z_181	Z_182	Z_183	Z_190	Z_191	Z_192	Z_195	Z_197	Z_198	Z_205	Z_207	Z_208
Heart beech colour	Beech colour	Z_261	Z_262	Z_263	Z_270	Z_271	Z_272	Z_275	Z_277	Z_278	Z_285	Z_287	Z_288
Natural royal oak colour	Beech colour	Z_341	Z_342	Z_343	Z_350	Z_351	Z_352	Z_355	Z_357	Z_358	Z_365	Z_367	Z_368

PROFILES AND HANDLES	ALUMINIUM-COLOURED = PG 1 Please add "A" to the colour code	CHROME-COLOURED = PG 2 Please add "C" to the colour code	BLACK = PG 2 Please add "S" to the colour code	CARCASS COLOURS = PG 2 Please add "K" to the colour code
----------------------	---	--	--	--

GLIDING DOOR ROBES	Width in cm	160	180	200	220	240	260	280
		(approx. 162 cm)	(approx. 181 cm)	(approx. 200 cm)	(approx. 219 cm)	(approx. 239 cm)	(approx. 261 cm)	(approx. 280 cm)
Shaded area = front variation colour	Depth 68 cm							
	Drawing Door configuration							
Carcass division (cm)		80 80	100 80	100 100	120 100	120 120	50 80 80 50	60 80 80 60
Number of doors		2	2	2	2	2	2	2

HEIGHT 223 CM		Price group	Art. no.	Price	HEIGHT 223 CM														
Matt colour	PG 1		1A66			1A68			1A70			1A72			1A74			1A76			1A78
	PG 2																				
Mirror	PG 1		1B66			1B68			1B70			1B72			1B74			1B76			1B78
	PG 2																				
Colour mirror or colour glass	PG 1		1C66			1C68			1C70			1C72			1C74			1C76			1C78
	PG 2																				
Matt colour glass	PG 1		1D66			1D68			1D70			1D72			1D74			1D76			1D78
	PG 2																				

HEIGHT 235 CM		Price group	Art. no.	Price	HEIGHT 235 CM														
Matt colour	PG 1		1M66			1M68			1M70			1M72			1M74			1M76			1M78
	PG 2																				
Mirror	PG 1		1N66			1N68			1N70			1N72			1N74			1N76			1N78
	PG 2																				
Colour mirror or colour glass	PG 1		1P66			1P68			1P70			1P72			1P74			1P76			1P78
	PG 2																				
Matt colour glass	PG 1		1Q66			1Q68			1Q70			1Q72			1Q74			1Q76			1Q78
	PG 2																				

More widths on next page.



20^{UP}

GLIDING DOORS | Colour

FRONT 1A

Gliding door robes with handle strip
Front partially carcass colour with 3 horizontal profiles

WARDROBES
Colour
1A

1	COL. CODE	FRONT VARIATION ▶	MATT COLOUR			MIRROR	COLOUR MIRROR OR COLOUR GLASS					MATT COLOUR GLASS		
CARCASS COLOUR ▼	INTERIOR COLOUR ▼	White	Cappuccino	Cacao	Crystal mirror	Grey mirror	Bronze mirror	Crystal white	Black	Fango	Crystal white	Black	Fango	
Matt white	Grey structure	Z_101	Z_102	Z_103	Z_110	Z_111	Z_112	Z_115	Z_117	Z_118	Z_125	Z_127	Z_128	
Matt black	Grey structure	Z_141	Z_142	Z_143	Z_150	Z_151	Z_152	Z_155	Z_157	Z_158	Z_165	Z_167	Z_168	
Matt fango	Grey structure	Z_501	Z_502	Z_503	Z_510	Z_511	Z_512	Z_515	Z_517	Z_518	Z_525	Z_527	Z_528	
Walnut colour	Grey structure	Z_221	Z_222	Z_223	Z_230	Z_231	Z_232	Z_235	Z_237	Z_238	Z_245	Z_247	Z_248	
Sonoma oak colour	Beech colour	Z_181	Z_182	Z_183	Z_190	Z_191	Z_192	Z_195	Z_197	Z_198	Z_205	Z_207	Z_208	
Heart beech colour	Beech colour	Z_261	Z_262	Z_263	Z_270	Z_271	Z_272	Z_275	Z_277	Z_278	Z_285	Z_287	Z_288	
Natural royal oak colour	Beech colour	Z_341	Z_342	Z_343	Z_350	Z_351	Z_352	Z_355	Z_357	Z_358	Z_365	Z_367	Z_368	

2	PROFILES AND HANDLES ▶	ALUMINIUM-COLOURED = PG 1 Please add "A" to the colour code	CHROME-COLOURED = PG 2 Please add "C" to the colour code	BLACK = PG 2 Please add "S" to the colour code	CARCASS COLOURS = PG 2 Please add "K" to the colour code
---	------------------------	---	--	--	--

3	GLIDING DOOR ROBES	Width in cm	300 (approx. 299 cm)	320 (approx. 319 cm)	340 (approx. 338 cm)	360 SYNCHRONOUS (approx. 360 cm)	380 SYNCHRONOUS (approx. 379 cm)	400 SYNCHRONOUS (approx. 399 cm)	NOTE: The gliding door robes in widths of 360, 380 and 400 cm are fitted with synchronously opening door hardware.			
			Depth 68 cm									
			Drawing Door configuration									
Shaded area = front variation colour												
Carcass division (cm)		50 100 100 50	60 100 100 60	50 120 120 50	80 100 100 80	80 100 100 100	100 100 100 100					
Number of doors		2	2	2	4	4	4					
HEIGHT 223 CM		▼ Price group	▼ Art. no.	▼ Price	HEIGHT 223 CM				
Matt colour	PG 1	1A80		1A82		1A84		1A86		1A88		1A90
	PG 2											
Mirror	PG 1	1B80		1B82		1B84		1B86		1B88		1B90
	PG 2											
Colour mirror or colour glass	PG 1	1C80		1C82		1C84		1C86		1C88		1C90
	PG 2											
Matt colour glass	PG 1	1D80		1D82		1D84		1D86		1D88		1D90
	PG 2											
HEIGHT 235 CM		▼ Price group	▼ Art. no.	▼ Price	HEIGHT 235 CM				
Matt colour	PG 1	1M80		1M82		1M84		1M86		1M88		1M90
	PG 2											
Mirror	PG 1	1N80		1N82		1N84		1N86		1N88		1N90
	PG 2											
Colour mirror or colour glass	PG 1	1P80		1P82		1P84		1P86		1P88		1P90
	PG 2											
Matt colour glass	PG 1	1Q80		1Q82		1Q84		1Q86		1Q88		1Q90
	PG 2											

HINGED DOORS | Colour

FRONT 1A

Hinged door robes with handle
Front with 3 horizontal profiles, outer doors in carcass colour



1 COL. CODE	FRONT VARIATION ▶	MATT COLOUR			MIRROR	COLOUR MIRROR OR COLOUR GLASS					MATT COLOUR GLASS		
CARCASS COLOUR ▼	INTERIOR COLOUR ▼	White	Cappuccino	Cacao	Crystal mirror	Grey mirror	Bronze mirror	Crystal white	Black	Fango	Crystal white	Black	Fango
Matt white	Grey structure	Z_101	Z_102	Z_103	Z_110	Z_111	Z_112	Z_115	Z_117	Z_118	Z_125	Z_127	Z_128
Matt black	Grey structure	Z_141	Z_142	Z_143	Z_150	Z_151	Z_152	Z_155	Z_157	Z_158	Z_165	Z_167	Z_168
Matt fango	Grey structure	Z_501	Z_502	Z_503	Z_510	Z_511	Z_512	Z_515	Z_517	Z_518	Z_525	Z_527	Z_528
Walnut colour	Grey structure	Z_221	Z_222	Z_223	Z_230	Z_231	Z_232	Z_235	Z_237	Z_238	Z_245	Z_247	Z_248
Sonoma oak colour	Beech colour	Z_181	Z_182	Z_183	Z_190	Z_191	Z_192	Z_195	Z_197	Z_198	Z_205	Z_207	Z_208
Heart beech colour	Beech colour	Z_261	Z_262	Z_263	Z_270	Z_271	Z_272	Z_275	Z_277	Z_278	Z_285	Z_287	Z_288
Natural royal oak colour	Beech colour	Z_341	Z_342	Z_343	Z_350	Z_351	Z_352	Z_355	Z_357	Z_358	Z_365	Z_367	Z_368

NOTE:
If CARCASS COLOUR "K" is selected for a hinged door robe, the profiles are always in carcass colour and the handles aluminium-coloured.

2 PROFILES AND HANDLES ▶	ALUMINIUM-COLOURED = PG 1 Please add "A" to the colour code	CHROME-COLOURED = PG 2 Please add "C" to the colour code	BLACK = PG 2 Please add "S" to the colour code	CARCASS COLOURS = PG 2 Please add "K" to the colour code
--------------------------	---	--	--	--

3 HINGED DOOR ROBES	Width in cm	160 (approx. 160 cm)	180 (approx. 179 cm)	200 (approx. 200 cm)	220 (approx. 219 cm)	240 (approx. 239 cm)	260 (approx. 259 cm)	280 (approx. 279 cm)						
		Depth 61 cm												
		Drawing Door hinge												
Shaded area = front variation colour	Carcass division (cm)	50 60 50	120 60	100 100	60 100 60	120 120	100 60 100	50 120 60 50						
	Door division (cm)	50 60 50	60 60 60	50 50 50 50	60 50 50 60	60 60 60 60	50 50 60 50 50	50 60 60 60 50						
HEIGHT 223 CM	▼ Price group	▼ Art. no.			▼ Price			HEIGHT 223 CM						
	PG 1	1A16		1A18		1A20		1A22		1A24		1A26		1A28
	PG 2													
	PG 1	1B16		1B18		1B20		1B22		1B24		1B26		1B28
	PG 2													
	PG 1	1C16		1C18		1C20		1C22		1C24		1C26		1C28
	PG 2													
	PG 1	1D16		1D18		1D20		1D22		1D24		1D26		1D28
	PG 2													
HEIGHT 235 CM	▼ Price group	▼ Art. no.			▼ Price			HEIGHT 235 CM						
	PG 1	1M16		1M18		1M20		1M22		1M24		1M26		1M28
	PG 2													
	PG 1	1N16		1N18		1N20		1N22		1N24		1N26		1N28
	PG 2													
	PG 1	1P16		1P18		1P20		1P22		1P24		1P26		1P28
	PG 2													
	PG 1	1Q16		1Q18		1Q20		1Q22		1Q24		1Q26		1Q28
	PG 2													

More widths on next page.



20^{UP}

HINGED DOORS | Colour

FRONT 1A

Hinged door robes with handle
Front with 3 horizontal profiles, outer doors in carcass colour

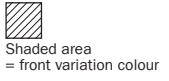
WARDROBES
Colour
1A

1	COL. CODE	FRONT VARIATION ▶	MATT COLOUR			MIRROR	COLOUR MIRROR OR COLOUR GLASS					MATT COLOUR GLASS		
CARCASS COLOUR ▼	INTERIOR COLOUR ▼	White	Cappuccino	Cacao	Crystal mirror	Grey mirror	Bronze mirror	Crystal white	Black	Fango	Crystal white	Black	Fango	
Matt white	Grey structure	Z_101	Z_102	Z_103	Z_110	Z_111	Z_112	Z_115	Z_117	Z_118	Z_125	Z_127	Z_128	
Matt black	Grey structure	Z_141	Z_142	Z_143	Z_150	Z_151	Z_152	Z_155	Z_157	Z_158	Z_165	Z_167	Z_168	
Matt fango	Grey structure	Z_501	Z_502	Z_503	Z_510	Z_511	Z_512	Z_515	Z_517	Z_518	Z_525	Z_527	Z_528	
Walnut colour	Grey structure	Z_221	Z_222	Z_223	Z_230	Z_231	Z_232	Z_235	Z_237	Z_238	Z_245	Z_247	Z_248	
Sonoma oak colour	Beech colour	Z_181	Z_182	Z_183	Z_190	Z_191	Z_192	Z_195	Z_197	Z_198	Z_205	Z_207	Z_208	
Heart beech colour	Beech colour	Z_261	Z_262	Z_263	Z_270	Z_271	Z_272	Z_275	Z_277	Z_278	Z_285	Z_287	Z_288	
Natural royal oak colour	Beech colour	Z_341	Z_342	Z_343	Z_350	Z_351	Z_352	Z_355	Z_357	Z_358	Z_365	Z_367	Z_368	

NOTE:
If CARCASS COLOUR "K" is selected for a hinged door robe, the profiles are always in carcass colour and the handles aluminium-coloured.

2	PROFILES AND HANDLES ▶	ALUMINIUM-COLOURED = PG 1 Please add "A" to the colour code	CHROME-COLOURED = PG 2 Please add "C" to the colour code	BLACK = PG 2 Please add "S" to the colour code	CARCASS COLOURS = PG 2 Please add "K" to the colour code
---	------------------------	---	--	--	--

3	HINGED DOOR ROBES	Width in cm	300 (approx. 299 cm)		300 (approx. 299 cm)		320 (approx. 319 cm)		340 (approx. 338 cm)		360 (approx. 357 cm)		380 (approx. 378 cm)		400 (approx. 399 cm)	
			Depth 61 cm		Drawing Door hinge		Drawing Door hinge		Drawing Door hinge		Drawing Door hinge		Drawing Door hinge		Drawing Door hinge	
			Carcass division (cm)		Door division (cm)		Carcass division (cm)		Door division (cm)		Carcass division (cm)		Door division (cm)		Carcass division (cm)	
			120 60 120	60 60 60 60 60	100 100 100	50 50 50 50 50	60 100 100 60	60 50 50 50 50 60	120 100 120	60 60 50 50 60 60	120 120 120	60 60 60 60 60 60	100 120 60 100	50 50 60 60 60 50 50	100 100 100 100	50 50 50 50 50 50 50
		HEIGHT 223 CM	▼ Price group		▼ Art. no.		▼ Price		HEIGHT 223 CM		▼ Price group		▼ Art. no.		▼ Price	
		Matt colour	PG 1	1A49		1A30		1A32		1A34		1A36		1A38		1A40
		Mirror	PG 1	1B49		1B30		1B32		1B34		1B36		1B38		1B40
		Colour mirror or colour glass	PG 1	1C49		1C30		1C32		1C34		1C36		1C38		1C40
		Matt colour glass	PG 1	1D49		1D30		1D32		1D34		1D36		1D38		1D40
		HEIGHT 235 CM	▼ Price group		▼ Art. no.		▼ Price		HEIGHT 235 CM		▼ Price group		▼ Art. no.		▼ Price	
		Matt colour	PG 1	1M49		1M30		1M32		1M34		1M36		1M38		1M40
		Mirror	PG 1	1N49		1N30		1N32		1N34		1N36		1N38		1N40
		Colour mirror or colour glass	PG 1	1P49		1P30		1P32		1P34		1P36		1P38		1P40
		Matt colour glass	PG 1	1Q49		1Q30		1Q32		1Q34		1Q36		1Q38		1Q40



20UP



HINGED DOORS | Colour



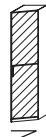
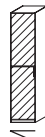
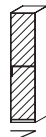




FRONT 1A

Hinged door robes with handle
Front with 3 horizontal profiles

1 COL. CODE	FRONT VARIATION ▶	MATT COLOUR			MIRROR	COLOUR MIRROR OR COLOUR GLASS					MATT COLOUR GLASS		
CARCASE COLOUR ▼	INTERIOR COLOUR ▼	White	Cappuccino	Cacao	Crystal mirror	Grey mirror	Bronze mirror	Crystal white	Black	Fango	Crystal white	Black	Fango
Matt white	Grey structure	Z_101	Z_102	Z_103	Z_110	Z_111	Z_112	Z_115	Z_117	Z_118	Z_125	Z_127	Z_128
Matt black	Grey structure	Z_141	Z_142	Z_143	Z_150	Z_151	Z_152	Z_155	Z_157	Z_158	Z_165	Z_167	Z_168
Matt fango	Grey structure	Z_501	Z_502	Z_503	Z_510	Z_511	Z_512	Z_515	Z_517	Z_518	Z_525	Z_527	Z_528
Walnut colour	Grey structure	Z_221	Z_222	Z_223	Z_230	Z_231	Z_232	Z_235	Z_237	Z_238	Z_245	Z_247	Z_248
Sonoma oak colour	Beech colour	Z_181	Z_182	Z_183	Z_190	Z_191	Z_192	Z_195	Z_197	Z_198	Z_205	Z_207	Z_208
Heart beech colour	Beech colour	Z_261	Z_262	Z_263	Z_270	Z_271	Z_272	Z_275	Z_277	Z_278	Z_285	Z_287	Z_288
Natural royal oak colour	Beech colour	Z_341	Z_342	Z_343	Z_350	Z_351	Z_352	Z_355	Z_357	Z_358	Z_365	Z_367	Z_368

NOTE:
If CARCASE COLOUR "K" is selected for a hinged door robe, the profiles are always in carcase colour and the handles aluminium-coloured.

2 PROFILES AND HANDLES ▶	ALUMINIUM-COLOURED = PG 1 Please add "A" to the colour code	CHROME-COLOURED = PG 2 Please add "C" to the colour code	BLACK = PG 2 Please add "S" to the colour code	CARCASE COLOURS = PG 2 Please add "K" to the colour code
--------------------------	---	--	--	--

3 HINGED DOOR ROBES	Width in cm	50 (approx. 48 cm)	50 (approx. 48 cm)	50 (approx. 51 cm)	50 (approx. 51 cm)	60 (approx. 61 cm)	60 (approx. 61 cm)	100 (approx. 101 cm)	120 (approx. 120 cm)
		Depth 61 cm	NEW	NEW					
 Shaded area = front variation colour	Drawing Door hinge								
	Carcase division (cm)	50	50	50	50	60	60	100	120
	Door division (cm)	50 left bevelled	50 right bevelled	50 left	50 right	60 left	60 right	50 50	60 60
HEIGHT 223 CM		HEIGHT 223 CM				HEIGHT 223 CM			
Matt colour	Price group	PG 1	PG 1	PG 1	PG 1	PG 1	PG 1	PG 1	PG 1
	Art. no.	1A1L	1A1R	1A5L	1A5R	1A6L	1A6R	1A10	1A12
Mirror	Price group	PG 1	PG 1	PG 1	PG 1	PG 1	PG 1	PG 1	PG 1
	Art. no.	1B1L	1B1R	1B5L	1B5R	1B6L	1B6R	1B10	1B12
Colour mirror or colour glass	Price group	PG 1	PG 1	PG 1	PG 1	PG 1	PG 1	PG 1	PG 1
	Art. no.	1C1L	1C1R	1C5L	1C5R	1C6L	1C6R	1C10	1C12
Matt colour glass	Price group	PG 1	PG 1	PG 1	PG 1	PG 1	PG 1	PG 1	PG 1
	Art. no.	1D1L	1D1R	1D5L	1D5R	1D6L	1D6R	1D10	1D12
HEIGHT 235 CM		HEIGHT 235 CM				HEIGHT 235 CM			
Matt colour	Price group	PG 1	PG 1	PG 1	PG 1	PG 1	PG 1	PG 1	PG 1
	Art. no.	1M1L	1M1R	1M5L	1M5R	1M6L	1M6R	1M10	1M12
Mirror	Price group	PG 1	PG 1	PG 1	PG 1	PG 1	PG 1	PG 1	PG 1
	Art. no.	1N1L	1N1R	1N5L	1N5R	1N6L	1N6R	1N10	1N12
Colour mirror or colour glass	Price group	PG 1	PG 1	PG 1	PG 1	PG 1	PG 1	PG 1	PG 1
	Art. no.	1P1L	1P1R	1P5L	1P5R	1P6L	1P6R	1P10	1P12
Matt colour glass	Price group	PG 1	PG 1	PG 1	PG 1	PG 1	PG 1	PG 1	PG 1
	Art. no.	1Q1L	1Q1R	1Q5L	1Q5R	1Q6L	1Q6R	1Q10	1Q12



20^{UP}

HINGED DOORS | Colour

FRONT 1A

Hinged door robes with handle
Front with 3 horizontal profiles

WARDROBES
Colour
1A

1	COL. CODE	FRONT VARIATION ▶	MATT COLOUR			MIRROR	COLOUR MIRROR OR COLOUR GLASS					MATT COLOUR GLASS		
CARCASE COLOUR ▼	INTERIOR COLOUR ▼	White	Cappuccino	Cacao	Crystal mirror	Grey mirror	Bronze mirror	Crystal white	Black	Fango	Crystal white	Black	Fango	
Matt white	Grey structure	Z_101	Z_102	Z_103	Z_110	Z_111	Z_112	Z_115	Z_117	Z_118	Z_125	Z_127	Z_128	
Matt black	Grey structure	Z_141	Z_142	Z_143	Z_150	Z_151	Z_152	Z_155	Z_157	Z_158	Z_165	Z_167	Z_168	
Matt fango	Grey structure	Z_501	Z_502	Z_503	Z_510	Z_511	Z_512	Z_515	Z_517	Z_518	Z_525	Z_527	Z_528	
Walnut colour	Grey structure	Z_221	Z_222	Z_223	Z_230	Z_231	Z_232	Z_235	Z_237	Z_238	Z_245	Z_247	Z_248	
Sonoma oak colour	Beech colour	Z_181	Z_182	Z_183	Z_190	Z_191	Z_192	Z_195	Z_197	Z_198	Z_205	Z_207	Z_208	
Heart beech colour	Beech colour	Z_261	Z_262	Z_263	Z_270	Z_271	Z_272	Z_275	Z_277	Z_278	Z_285	Z_287	Z_288	
Natural royal oak colour	Beech colour	Z_341	Z_342	Z_343	Z_350	Z_351	Z_352	Z_355	Z_357	Z_358	Z_365	Z_367	Z_368	

NOTE:
If CARCASE COLOUR "K" is selected for a hinged door robe, the profiles are always in carcase colour and the handles aluminium-coloured.

2	PROFILES AND HANDLES ▶	ALUMINIUM-COLOURED = PG 1 Please add "A" to the colour code	CHROME-COLOURED = PG 2 Please add "C" to the colour code	BLACK = PG 2 Please add "S" to the colour code	CARCASE COLOURS = PG 2 Please add "K" to the colour code
---	------------------------	---	--	--	--

3	SHELF UNITS/ CORNER-ROBES	Width in cm	30 - 101		52	101	52	101	105	115	45
			Depth 41 cm (shelf units only)	Only for intermediate installation! Widths can be altered at 1 cm intervals. Please specify the desired width! Can be ordered for all colour codes.	Only for intermediate installation!	Only for intermediate installation!	Only for intermediate installation! Can be ordered for all colour codes.	Only for intermediate installation! Can be ordered for all colour codes.	Corner-robe 45°, walk-in Please read the note on page 4!	Corner-robe 90° Please read the note on page 4!	Can be used left and right. Can be ordered for all colour codes.
		Drawing									
		Name	Made-to-measure and TV shelf	Shelf unit, narrow	Shelf unit, wide	Shelf unit, narrow	Shelf unit, wide	Corner-robe 45°, walk-in	Corner-robe 90°	Coat rack element	
		Description	Width alteration 30-101 cm	2 drawers Front var. colour	4 drawers Front var. colour	2 drawers Carcase colour	4 drawers Carcase colour	with interior lighting, incl. fitting strips	incl. fitting strips	Mounted on outside of wardrobe	
		HEIGHT 223 CM	HEIGHT 223 CM				HEIGHT 223 CM				
		Price group	PG 1	PG 1	PG 1	PG 1	PG 1	PG 1	PG 1	PG 1	
		Art. no.	4200	4211	4231	4210	4230	1A01	1A02	2398	
		Price	4200	4212	4232	4210	4230	1B01	1B02	2398	
		Art. no.	4200	4213	4233	4210	4230	1C01	1C02	2398	
		Price	4200	4214	4234	4210	4230	1D01	1D02	2398	
		HEIGHT 235 CM	HEIGHT 235 CM				HEIGHT 235 CM				
		Price group	PG 1	PG 1	PG 1	PG 1	PG 1	PG 1	PG 1	PG 1	
		Art. no.	4205	4221	4241	4220	4240	1M01	1M02	2399	
		Price	4205	4222	4242	4220	4240	1N01	1N02	2399	
		Art. no.	4205	4223	4243	4220	4240	1P01	1P02	2399	
		Price	4205	4224	4244	4220	4240	1Q01	1Q02	2399	

