

# Bianco.



**Model no. 498**  
**Alpine white**

**Model no. 499**  
**Polar-larch-repro.**

Independent / non HDI



Tested for Harmful  
Substances  
Emission Tested  
[www.tuv.com](http://www.tuv.com)  
ID 0000045380



**made in  
germany**



# Bianco.



 <p>TÜVRheinland CERTIFIED</p>	<p>Tested for Harmful Substances Emission Tested</p> <p>www.tuv.com ID 0000045380</p>	 <p>Gütesiegel (RAL) M Deutsche Glasgemeinschaft Möbel</p>	<p>made in germany</p> 
---	---	---	--

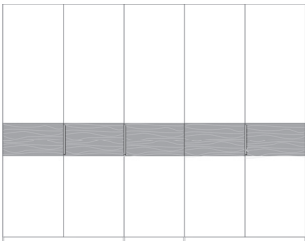
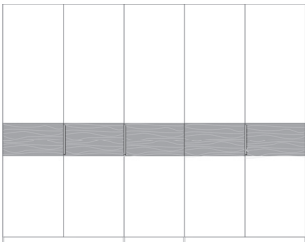


## Hinged-door wardrobes without cornice

### Interior:

2 shelves, 1 clothes rail per compartment

All doors are cushioned

Description	Dimensions cm			Art. no.	GBP
	W	H	D		
 <p><b>Wooden doors with cross-trim</b> in textured Sahara</p>					
1 door LH hinged door	50	216	58	<b>511</b>	
1 door RH hinged door	50	216	58	<b>512</b>	
2 doors	100	216	58	<b>513</b>	
3 doors	150	216	58	<b>514</b>	
4 doors	200	216	58	<b>515</b>	
5 doors	250	216	58	<b>517</b>	
6 doors	300	216	58	<b>519</b>	
7 doors	350	216	58	<b>520</b>	
8 doors	400	216	58	<b>521</b>	
 <p><b>Wooden doors with cross-trim</b> in textured mocca</p>					
1 door LH hinged door	50	216	58	<b>608</b>	
1 door RH hinged door	50	216	58	<b>609</b>	
2 doors	100	216	58	<b>610</b>	
3 doors	150	216	58	<b>611</b>	
4 doors	200	216	58	<b>612</b>	
5 doors	250	216	58	<b>613</b>	
6 doors	300	216	58	<b>614</b>	
7 doors	350	216	58	<b>615</b>	
8 doors	400	216	58	<b>616</b>	

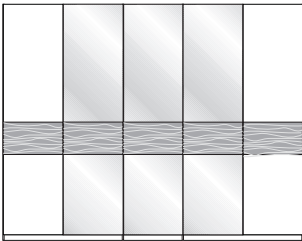
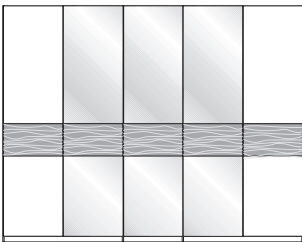


## Hinged-door wardrobes without cornice

### Interior:




2 shelves, 1 clothes rail per compartment

All doors are cushioned

Description	Dimensions cm			Art. no.	GBP	
	W	H	D			
 <p><b>Wooden doors with cross-trim in textured Sahara and Parsol bronze mirrored doors</b></p>	1 door	1 mirrored door, LHH	50	216	58	<b>533</b>
	1 door	1 mirrored door, RHH	50	216	58	<b>534</b>
	2 doors	2 mirrored doors	100	216	58	<b>535</b>
	3 doors	1 mirrored door	150	216	58	<b>536</b>
	4 doors	2 mirrored doors	200	216	58	<b>537</b>
	5 doors	1 mirrored door	250	216	58	<b>593</b>
	5 doors	3 mirrored doors	250	216	58	<b>539</b>
	6 doors	2 mirrored doors	300	216	58	<b>541</b>
	6 doors	4 mirrored doors	300	216	58	<b>599</b>
	7 doors	1 mirrored door	350	216	58	<b>601</b>
	7 doors	3 mirrored doors	350	216	58	<b>602</b>
	7 doors	5 mirrored doors	350	216	58	<b>603</b>
	8 doors	2 mirrored doors	400	216	58	<b>605</b>
	8 doors	4 mirrored doors	400	216	58	<b>606</b>
	8 doors	6 mirrored doors	400	216	58	<b>607</b>
	 <p><b>Wooden doors with cross-trim in textured mocca and mirrored doors in Parsol bronze glass</b></p>	1 door	1 mirrored door, LHH	50	216	58
1 door		1 mirrored door, RHH	50	216	58	<b>618</b>
2 doors		2 mirrored doors	100	216	58	<b>619</b>
3 doors		1 mirrored door	150	216	58	<b>620</b>
4 doors		2 mirrored doors	200	216	58	<b>621</b>
5 doors		1 mirrored door	250	216	58	<b>622</b>
5 doors		3 mirrored doors	250	216	58	<b>623</b>
6 doors		2 mirrored doors	300	216	58	<b>624</b>
6 doors		4 mirrored doors	300	216	58	<b>625</b>
7 doors		1 mirrored door	350	216	58	<b>626</b>
7 doors		3 mirrored doors	350	216	58	<b>627</b>
7 doors		5 mirrored doors	350	216	58	<b>628</b>
8 doors		2 mirrored doors	400	216	58	<b>629</b>
8 doors		4 mirrored doors	400	216	58	<b>630</b>
8 doors		6 mirrored doors	400	216	58	<b>631</b>



## Passe-partout frames for hinged-door wardrobes with or without lights

Description	Dimensions cm			Art. no.	GBP	
	W	H	D			
 <p><b>Without lighting,</b> Width per side profile 3.2 cm</p> <ul style="list-style-type: none"> <li>- for width 50 cm</li> <li>- for width 100 cm</li> <li>- for width 150 cm</li> <li>- for width 200 cm</li> <li>- for width 250 cm</li> <li>- for width 300 cm</li> <li>- for width 350 cm</li> <li>- for width 400 cm</li> </ul>	56,4	220	6,5	<b>980</b>		
	106,4	220	6,5	<b>981</b>		
	156,4	220	6,5	<b>982</b>		
	206,4	220	6,5	<b>983</b>		
	256,4	220	6,5	<b>984</b>		
	306,4	220	6,5	<b>985</b>		
	356,4	220	6,5	<b>986</b>		
	406,4	220	6,5	<b>987</b>		
	<hr/>					
	<p>Width per side profile: 6.5 cm</p> <ul style="list-style-type: none"> <li>- for width 50 cm</li> <li>- for width 100 cm</li> <li>- for width 150 cm</li> <li>- for width 200 cm</li> <li>- for width 250 cm</li> <li>- for width 300 cm</li> <li>- for width 350 cm</li> <li>- for width 400 cm</li> </ul>	63	220	6,5	<b>956</b>	
	113	220	6,5	<b>957</b>		
	163	220	6,5	<b>958</b>		
	213	220	6,5	<b>959</b>		
	263	220	6,5	<b>960</b>		
	313	220	6,5	<b>961</b>		
	363	220	6,5	<b>962</b>		
	413	220	6,5	<b>963</b>		
<hr/>						
 <p><b>With linear lights,</b> Width per side profile 3.2 cm</p> <ul style="list-style-type: none"> <li>2 lights - for width 200 cm</li> <li>2 lights - for width 250 cm</li> <li>2 lights - for width 300 cm</li> <li>4 lights - for width 350 cm</li> <li>4 lights - for width 400 cm</li> </ul> <p>Watt: 2X3,6 Lumen: 528 Endurance h: 50000 Type of lighting: LED Efficiency class: A+</p> <p> This lamp contains LED lights, which cannot get exchanged.</p>	206,4	220	12,5	<b>920</b>		
	256,4	220	12,5	<b>921</b>		
	306,4	220	12,5	<b>922</b>		
	356,4	220	12,5	<b>923</b>		
	406,4	220	12,5	<b>924</b>		
	<hr/>					
<p>Width per side profile: 6.5 cm</p> <ul style="list-style-type: none"> <li>2 lights - for width 200 cm</li> <li>2 lights - for width 250 cm</li> <li>2 lights - for width 300 cm</li> <li>4 lights - for width 350 cm</li> <li>4 lights - for width 400 cm</li> </ul>	213	220	12,5	<b>967</b>		
	263	220	12,5	<b>968</b>		
	313	220	12,5	<b>969</b>		
	363	220	12,5	<b>970</b>		
	413	220	12,5	<b>971</b>		






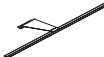

**Please note:**

Passe-partout frame increases the wardrobe width to the dimensions indicated.

**Passe-partout frames for units from 350 cm upwards, joined in middle.**



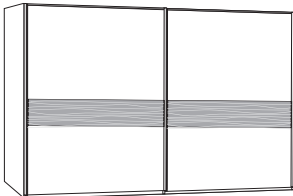


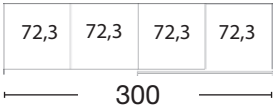
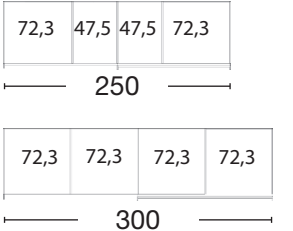



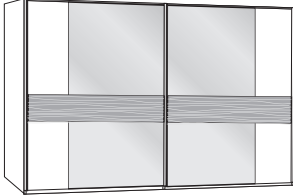



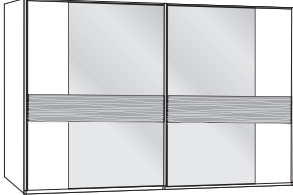




## Cornices with or without lights

	Description	Dimensions cm			Art. no.	GBP
		W	H	D		
	<b>Cornice,</b> without lighting					
	- for width 50 cm	50	3,2	12,5	<b>900</b>	
	- for width 100 cm	100	3,2	12,5	<b>901</b>	
	- for width 150 cm	150	3,2	12,5	<b>902</b>	
	- for width 200 cm	200	3,2	12,5	<b>903</b>	
	- for width 250 cm	250	3,2	12,5	<b>904</b>	
	- for width 300 cm	300	3,2	12,5	<b>905</b>	
	- for width 350 cm	350	3,2	12,5	<b>906</b>	
	- for width 400 cm	400	3,2	12,5	<b>907</b>	
 <p>           Watt: 3,6            Lumen: 264            Endurance h: 50000            Type of lighting: LED            Efficiency class: A+         </p> <p>  This lamp contains LED lights, which cannot get exchanged.         </p>	<b>With linear light</b>					
	1 light - for width 50 cm	50	3,2	12,5	<b>908</b>	
	1 light - for width 100 cm	100	3,2	12,5	<b>909</b>	
	1 light - for width 150 cm	150	3,2	12,5	<b>910</b>	
	2 lights - for width 200 cm	200	3,2	12,5	<b>911</b>	
	2 lights - for width 250 cm	250	3,2	12,5	<b>912</b>	
	2 lights - for width 300 cm	300	3,2	12,5	<b>913</b>	
	4 lights - for width 350 cm	350	3,2	12,5	<b>914</b>	
	4 lights - for width 400 cm	400	3,2	12,5	<b>915</b>	
	 <p>           Watt: 4,6            Lumen: 405            Endurance h: 35000            Type of lighting: LED            Efficiency class: A++         </p> <p>  This lamp contains LED lights, which cannot get exchanged.         </p>	<b>LED „line“ light</b>				
2 items		60	6	19	<b>937</b>	
3 items		60	6	19	<b>938</b>	









## Sliding-door wardrobes, 2 doors without cornice

**Interior:**  
2 adjustable shelves, 1 clothes rail

Description	Dimensions cm			Art. no.	GBP	
	W	H	D			
 <p>- with cross-trim in structure sahara</p>   	200	217	67	<b>821</b>		
	250	217	67	<b>841</b>		
	300	217	67	<b>861</b>		
	200	217	67	<b>824</b>		
	250	217	67	<b>844</b>		
	300	217	67	<b>864</b>		
	 <p>- with cross-trim in structure mocha</p>   	200	217	67	<b>823</b>	
		250	217	67	<b>843</b>	
		300	217	67	<b>863</b>	
200		217	67	<b>825</b>		
250		217	67	<b>845</b>		
300		217	67	<b>865</b>		
 <p><b>With parsol bronze mirror:</b></p> <p>- with cross-trim in structure sahara</p>   		200	217	67	<b>823</b>	
		250	217	67	<b>843</b>	
 <p>- with cross-trim in structure mocha</p>   		200	217	67	<b>825</b>	
	250	217	67	<b>845</b>		
	300	217	67	<b>865</b>		
 <p><b>2-piece set, soft-closing mechanism</b></p>	24	2	11	<b>365</b>		






## Passe-partout frames for sliding door wardrobes with or without lights

Description	Dimensions cm			Art. no.	GBP
	W	H	D		
 <p><b>Without lighting,</b> Width per side profile: 5 cm</p> <p>- for width 200 cm - for width 250 cm - for width 300 cm</p>	210	221	22,7	<b>950</b>	
	260	221	22,7	<b>951</b>	
	310	221	22,7	<b>952</b>	
<p>Width per side profile: 8.5 cm</p> <p>- for width 200 cm - for width 250 cm - for width 300 cm</p>	217	221	22,7	<b>944</b>	
	267	221	22,7	<b>945</b>	
	317	221	22,7	<b>946</b>	
 <p><b>With linear lights,</b> Width per side profile: 5 cm</p> <p>2 lights - for width 200 cm 2 lights - for width 250 cm 2 lights - for width 300 cm</p> <p>Watt: 2X3,6 Lumen: 528 Endurance h: 50000 Type of lighting: LED Efficiency class: A+</p> <p> This lamp contains LED lights, which cannot get exchanged.</p>	210	221	22,7	<b>953</b>	
	260	221	22,7	<b>954</b>	
	310	221	22,7	<b>955</b>	
<p>Width per side profile: 8.5 cm</p> <p>2 lights - for width 200 cm 2 lights - for width 250 cm 2 lights - for width 300 cm</p>	217	221	22,7	<b>947</b>	
	267	221	22,7	<b>948</b>	
	317	221	22,7	<b>949</b>	
<p> <b>Please note:</b> Passe-partout frame increases the wardrobe width to the dimensions indicated.</p>					
 <p><b>Lighting for side profiles only for passe-partout frames for sliding door wardrobes</b></p> <p>Watt: 3,5 Lumen: 300 Endurance h: 15000 Type of lighting: LED Efficiency class: A++</p> <p> This lamp contains LED lights, which cannot get exchanged.</p>	1	217	2	<b>093</b>	





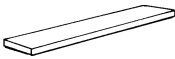


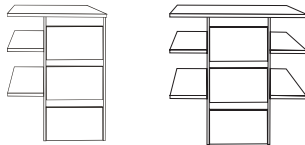
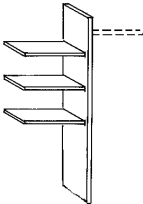
## Additional elements for sliding door wardrobes

	Description	Dimensions cm			Art. no.	GBP		
		W	H	D				
	<b>Cornice,</b> without lighting  - for width 200 cm - for width 250 cm - for width 300 cm	200 250 300	5 5 5	22,7 22,7 22,7	<b>935</b> <b>939</b> <b>940</b>			
	With linear light  Watt: 2X3,6 Lumen: 528 Endurance h: 50000 Type of lighting: LED Efficiency class: A+ This lamp contains LED lights, which cannot get exchanged.	2 lights 2 lights 2 lights	- for width 200 cm - for width 250 cm - for width 300 cm	200 250 300	5 5 5	22,7 22,7 22,7	<b>941</b> <b>942</b> <b>943</b>	
	<b>LED „line“ light</b>  Watt: 4,6 Lumen: 405 Endurance h: 35000 Type of lighting: LED Efficiency class: A++ This lamp contains LED lights, which cannot get exchanged.	2 items 3 items		60 60	6 6	19 19	<b>937</b> <b>938</b>	



## Unit accessories


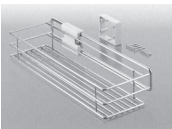




Interior finish: silver grey striped

Description	Dimensions cm			Art. no.	GBP
	W	H	D		
 <p><b>1 adjustable shelf</b></p> <ul style="list-style-type: none"> <li>- for compartment width 47.5 cm</li> <li>- for compartment width 72.3 cm</li> <li>- for compartment width 96.4 cm</li> </ul>	47,5 72,3 96,4	2,2 2,2 2,2	51,5 51,5 51,5	<b>028</b> <b>234</b> <b>030</b>	
 <p><b>3 adjustable shelves</b></p> <ul style="list-style-type: none"> <li>- for compartment width 47.5 cm</li> <li>- for compartment width 72.3 cm</li> <li>- for compartment width 96.4 cm</li> </ul>	47,5 72,3 96,4	2,2 2,2 2,2	51,5 51,5 51,5	<b>029</b> <b>027</b> <b>031</b>	
 <p><b>Drawer insert, 2 pull-outs, glass front</b></p> <ul style="list-style-type: none"> <li>- for 75 cm compartment</li> <li>- for 100 cm compartment</li> </ul>	72,3 80,1	41 41	51,5 51,5	<b>048</b> <b>054</b>	
 <p><b>Drawer insert with 3 pull-outs and wooden front</b></p> <ul style="list-style-type: none"> <li>- for compartment width 72.3 cm</li> <li>- for compartment width 96.4 cm</li> </ul>	72,3 96,4	89 89	51,5 51,5	<b>062</b> <b>064</b>	
 <p><b>laundry shelf insert</b></p>	72,3 96,4	137 137	51,5 51,5	<b>252</b> <b>250</b>	
<p><b>Interior:</b> 3 adjustable shelves, 1 clothes rail, 1 centre partition</p>					



## Unit accessories

Interior finish: silver grey striped

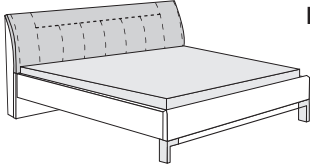
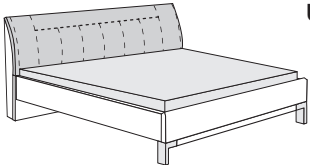
Description	Dimensions cm			Art. no.	GBP
	W	H	D		
 <p><b>Tie and belt pull-out</b></p>	7	19	46	<b>059</b>	
 <p><b>Utensil pull-out</b></p>	16	9	45	<b>476</b>	
 <p><b>Pull-out trouser holder</b></p>	47	10	51	<b>056</b>	
 <p><b>Shoe rack</b> for unit compartment W 96.4 cm</p>	96	15	50	<b>055</b>	
 <p><b>Interior mirror</b></p>	36	80	2	<b>046</b>	
 <p><b>LED Wardrobe interior lights</b> with motion detector, incl. rechargeable battery via USB</p>					
1 item	10	2	10	<b>106</b>	
2 items	10	2	10	<b>107</b>	
3 items	10	2	10	<b>108</b>	
4 items	10	2	10	<b>109</b>	



## Futon beds

Footboard height: 43 cm

4-position height adjustment

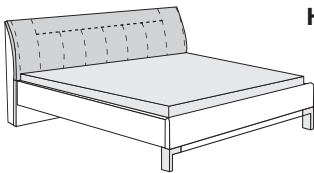
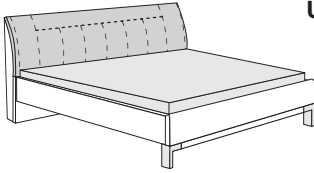
Description	Bed surface in cm	Surface in cm	Art. no.	GBP
 <p><b>Headboard cushion in faux leather Sahara</b></p> <p>Headboard height: <b>92</b> cm Footboard height: <b>43</b> cm Height to bed side top edge: <b>43</b> cm</p>	150 x 200	169 x 218	<b>205</b>	
	160 x 200	169 x 218	<b>239</b>	
	180 x 200	189 x 218	<b>243</b>	
 <p><b>Upholstered headboard in mocca faux</b></p> <p>Headboard height: <b>92</b> cm Footboard height: <b>43</b> cm Height to bed side top edge: <b>43</b> cm</p>	150 x 200	169 x 218	<b>206</b>	
	160 x 200	169 x 218	<b>337</b>	
	180 x 200	189 x 218	<b>341</b>	



## Futon beds

Footboard height: 48 cm


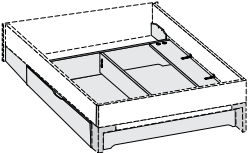
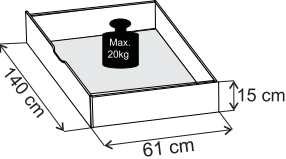


4-position height adjustment

Description	Bed surface in cm	Surface in cm	Art. no.	GBP
 <p><b>Headboard cushion in faux leather Sahara</b></p> <p>Headboard height: <b>97</b> cm Footboard height: <b>48</b> cm Height to bed side top edge: <b>48</b> cm</p>	150 x 200	169 x 218	<b>207</b>	
	160 x 200	169 x 218	<b>354</b>	
	180 x 200	189 x 218	<b>358</b>	
 <p><b>Upholstered headboard in mocca faux</b></p> <p>Headboard height: <b>97</b> cm Footboard height: <b>48</b> cm Height to bed side top edge: <b>48</b> cm</p>	150 x 200	169 x 218	<b>208</b>	
	160 x 200	169 x 218	<b>387</b>	
	180 x 200	189 x 218	<b>391</b>	






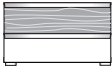
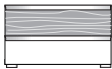

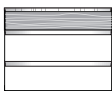

## Additional elements for beds

Description	Dimensions cm			Art. no.	GBP	
	W	H	D			
 <p><b>Pair of slatted bases</b></p> <p>- for bed 150 x 200 cm</p> <p>- for bed 160 x 200 cm</p> <p>- for bed 180 x 200 cm</p>	150	8	200	<b>106 340</b>		
	160	8	200	<b>106 350</b>		
	180	8	200	<b>106 360</b>		
  <p><b>Large bed drawer</b> including footboard panel, in pairs</p> <p>- for footboard height <b>43 cm</b></p> <p>- for footboard height <b>48 cm</b></p>	- for bed surface area 150 x 200 cm	140	15	61	<b>300</b>	
	- for bed surface area 160 x 200 cm	140	15	61	<b>305</b>	
	- for bed surface area 180 x 200 cm	140	15	61	<b>309</b>	
	- for bed surface area 150 x 200 cm	140	15	61	<b>301</b>	
	- for bed surface area 160 x 200 cm	140	15	61	<b>321</b>	
	- for bed surface area 180 x 200 cm	140	15	61	<b>325</b>	
 <p><b>Flexi-light with power LED, chrome</b></p> <p>Watt: 2,5 Lumen: 105 Endurance h: 30000 Type of lighting: LED Efficiency class: A+</p> <p>This lamp contains LED lights, which cannot get exchanged.</p> 	pair	50	2	4	<b>101</b>	



## Bedside tables and panels

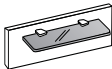
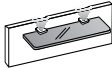

flat feet in chrome

Description	Dimensions cm			Art. no.	GBP
	W	H	D		
 <p><b>Front in carcass colour</b></p>					
	piece	60	37	42	<b>041</b>
pair	60	37	42	<b>042</b>	
 <p><b>Top pull-out</b> in structure sahara</p>					
	piece	60	37	42	<b>047</b>
pair	60	37	42	<b>057</b>	
 <p><b>Top pull-out</b> in textured mocca</p>					
	piece	60	37	42	<b>065</b>
pair	60	37	42	<b>066</b>	
 <p><b>Front in carcass colour</b></p>					
	piece	60	48	42	<b>069</b>
pair	60	48	42	<b>071</b>	
 <p><b>Top pull-out</b> in structure sahara</p>					
	piece	60	48	42	<b>074</b>
pair	60	48	42	<b>075</b>	
 <p><b>Top pull-out</b> in textured mocca</p>					
	piece	60	48	42	<b>076</b>
pair	60	48	42	<b>077</b>	



## Bedside tables and panels


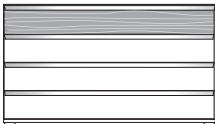


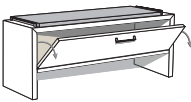
flat feet in chrome

Description	Dimensions cm			Art. no.	GBP	
	W	H	D			
 <p><b>Night cabinet panel, with smoked glass shelf</b></p>						
	piece	- only for headboard cushions	40	20	12	<b>117</b>
	pair	overlying on both sides	40	20	12	<b>118</b>
	piece		60	20	12	<b>112</b>
	pair		60	20	12	<b>113</b>
 <p><b>Night cabinet panel, with smoked glass shelf and LED touch lighting</b></p>						
	piece	- only for headboard cushions	40	20	12	<b>119</b>
	pair	overlying on both sides	40	20	12	<b>120</b>
	piece		60	20	12	<b>114</b>
	pair		60	20	12	<b>115</b>
<p>Watt: 0,72 Lumen: 72 Endurance h: 30000 Type of lighting: LED Efficiency class: A++</p> <p> This lamp contains LED lights, which cannot get exchanged.</p>						



## Occasional furniture

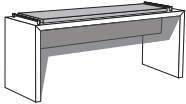


Pull-outs with self-closing mechanism and buffering  
flat feet in chrome

Description	Dimensions cm			Art. no.	GBP
	W	H	D		
<p><b>Chest of drawers with 4 large pull-outs</b></p>  <p>- Front in carcase colour</p>	149	82	44	<b>089</b>	
 <p>- Top pull-out in sahara structure</p>	149	82	44	<b>104</b>	
<p>- Top pull-out textured in mocha</p>	149	82	44	<b>105</b>	
<p><b>Chest of drawers with 4 pull-outs</b></p>  <p>- Front in carcase colour</p>	75	82	44	<b>090</b>	
 <p>- Top pull-out in sahara structure</p>	75	82	44	<b>092</b>	
<p>- Top pull-out textured in mocha</p>	75	82	44	<b>121</b>	
 <p>Dressing bench with upholstered faux leather cushion with storage</p> <p>- with faux leather, Sahara</p>	120	53	40	<b>156</b>	
<p>- with faux leather, mocha</p>	120	53	40	<b>157</b>	



## Occasional furniture

Pull-outs with self-closing mechanism and buffering  
flat feet in chrome

	Description	Dimensions cm			Art. no.	GBP
		W	H	D		
	<b>Dressing bench</b> with upholstered faux leather cushion					
	- with faux leather, Sahara	120	53	40	<b>158</b>	
	- with faux leather, mocha	120	53	40	<b>159</b>	
	<b>Wall mirror</b> in Parsol bronze glass, lateral or vertical mountable	110	85	5	<b>086</b>	
	<b>Wall mirror</b> in Parsol bronze glass	60	80	3	<b>087</b>	