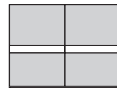


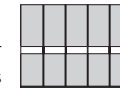
WARDROBES | Colour



Gliding door
robes



Hinged door
robes



FRONT 4A

Wardrobes with handle (strip), inlay panel
in carcass colour, full glass/colour/high polish front

4A

Front variations



Carcase/application colours



FRONT 4A



...the ¹₂³ ordering system:

- 1 Select the colour code for the desired front and colour variation from the table overleaf (e.g. Z_123)
- 2 Find the identification letters for the colour of the handle/profile and enter them in the space in the colour code (e.g. ZA123)
Make a note of the price group (PG): 1 or 2 depending on the colour of the handle/profile!
- 3 Select article (**width and height**) and simply read the **article no.** and **price** from the row below according to the front variation and price group (PG)

WARDROBES
Colour
4 A



Gliding door robe handle strip



Hinged door robe handle

Detailed information about FRONT 4A

Gliding and hinged door robes with fully-applied front colour in matt look, mirror, glass or high polish and an inlay panel in carcass colour.

- There are 7 carcass and 15 front colours available; the 2 interior colours are sorted to match the carcass colours.
- The standard interior wardrobe fittings include 2 shelves and 1 clothes rail for each carcass unit. You will find an extensive range of additional fittings for your wardrobe in the EXTRAS section.
- You will find matching passepartout frames for all wardrobes with optional lighting in the PASSEPARTOUTS section.
- If you wish to combine hinged and gliding door robes, you will need additional spacers. These can also be found in the PASSEPARTOUTS section.



GLIDING DOORS | Colour

FRONT 4A

Gliding door robes with handle strip
Front with inlay panel in carcass colour20^{UP}

1 COL. CODE FRONT VARIATION ▶		MATT COLOUR			MIRROR	COLOUR MIRROR OR COLOUR GLASS					MATT COLOUR GLASS			HIGH POLISH		
CARCASS COLOUR ▼	INTERIOR COLOUR ▼	White	Cappuccino	Cacao	Crystal mirror	Grey mirror	Bronze mirror	Crystal white	Black	Fango	Crystal white	Black	Fango	White	Cappuccino	Cacao
Matt white	Grey structure	Z_101	Z_102	Z_103	Z_110	Z_111	Z_112	Z_115	Z_117	Z_118	Z_125	Z_127	Z_128	Z_135	Z_136	Z_137
Matt black	Grey structure	Z_141	Z_142	Z_143	Z_150	Z_151	Z_152	Z_155	Z_157	Z_158	Z_165	Z_167	Z_168	Z_175	Z_176	Z_177
Matt fango	Grey structure	Z_501	Z_502	Z_503	Z_510	Z_511	Z_512	Z_515	Z_517	Z_518	Z_525	Z_527	Z_528	Z_535	Z_536	Z_537
Walnut colour	Grey structure	Z_221	Z_222	Z_223	Z_230	Z_231	Z_232	Z_235	Z_237	Z_238	Z_245	Z_247	Z_248	Z_255	Z_256	Z_257
Sonoma oak colour	Beech colour	Z_181	Z_182	Z_183	Z_190	Z_191	Z_192	Z_195	Z_197	Z_198	Z_205	Z_207	Z_208	Z_215	Z_216	Z_217
Heart beech colour	Beech colour	Z_261	Z_262	Z_263	Z_270	Z_271	Z_272	Z_275	Z_277	Z_278	Z_285	Z_287	Z_288	Z_295	Z_296	Z_297
Natural royal oak colour	Beech colour	Z_341	Z_342	Z_343	Z_350	Z_351	Z_352	Z_355	Z_357	Z_358	Z_365	Z_367	Z_368	Z_375	Z_376	Z_377

2 HANDLE STRIP COLOUR ▶	ALUMINIUM-COLOURED = PG 1 Please add "A" to the colour code	CHROME-COLOURED = PG 2 Please add "C" to the colour code	BLACK = PG 2 Please add "S" to the colour code	CARCASS COLOURS = PG 2 Please add "K" to the colour code
-------------------------	---	--	--	--

3 GLIDING DOOR ROBES	Width in cm	160 (approx. 162 cm)	180 (approx. 181 cm)	200 (approx. 200 cm)	220 (approx. 219 cm)	240 (approx. 239 cm)	260 (approx. 261 cm)	280 (approx. 280 cm)
	Depth 68 cm							
Drawing Door configuration								
Shaded area = front variation colour	Carcass division (cm)	80 80	100 80	100 100	120 100	120 120	50 80 80 50	60 80 80 60
	Number of doors	2	2	2	2	2	2	2

HEIGHT 223 CM	Price group	Art. no.	Price	HEIGHT 223 CM
Matt colour	PG 1	4A66		4A68		4A70		4A72		4A74		4A76	4A78
	PG 2												
Mirror	PG 1	4B66		4B68		4B70		4B72		4B74		4B76	4B78
	PG 2												
Colour mirror or colour glass	PG 1	4C66		4C68		4C70		4C72		4C74		4C76	4C78
	PG 2												
Matt colour glass	PG 1	4D66		4D68		4D70		4D72		4D74		4D76	4D78
	PG 2												
High polish	PG 1	4E66		4E68		4E70		4E72		4E74		4E76	4E78
	PG 2												

HEIGHT 235 CM	Price group	Art. no.	Price	HEIGHT 235 CM
Matt colour	PG 1	4M66		4M68		4M70		4M72		4M74		4M76	4M78
	PG 2												
Mirror	PG 1	4N66		4N68		4N70		4N72		4N74		4N76	4N78
	PG 2												
Colour mirror or colour glass	PG 1	4P66		4P68		4P70		4P72		4P74		4P76	4P78
	PG 2												
Matt colour glass	PG 1	4Q66		4Q68		4Q70		4Q72		4Q74		4Q76	4Q78
	PG 2												
High polish	PG 1	4R66		4R68		4R70		4R72		4R74		4R76	4R78
	PG 2												

More widths on next page.



20UP

GLIDING DOORS | Colour FRONT 4A

Gliding door robes with handle strip
Front with inlay panel in carcass colour

1		MATT COLOUR			MIRROR	COLOUR MIRROR OR COLOUR GLASS					MATT COLOUR GLASS			HIGH POLISH		
COL. CODE	FRONT VARIATION ▶															
CARCASS COLOUR ▼	INTERIOR COLOUR ▼	White	Cappuccino	Cacao	Crystal mirror	Grey mirror	Bronze mirror	Crystal white	Black	Fango	Crystal white	Black	Fango	White	Cappuccino	Cacao
Matt white	Grey structure	Z_101	Z_102	Z_103	Z_110	Z_111	Z_112	Z_115	Z_117	Z_118	Z_125	Z_127	Z_128	Z_135	Z_136	Z_137
Matt black	Grey structure	Z_141	Z_142	Z_143	Z_150	Z_151	Z_152	Z_155	Z_157	Z_158	Z_165	Z_167	Z_168	Z_175	Z_176	Z_177
Matt fango	Grey structure	Z_501	Z_502	Z_503	Z_510	Z_511	Z_512	Z_515	Z_517	Z_518	Z_525	Z_527	Z_528	Z_535	Z_536	Z_537
Walnut colour	Grey structure	Z_221	Z_222	Z_223	Z_230	Z_231	Z_232	Z_235	Z_237	Z_238	Z_245	Z_247	Z_248	Z_255	Z_256	Z_257
Sonoma oak colour	Beech colour	Z_181	Z_182	Z_183	Z_190	Z_191	Z_192	Z_195	Z_197	Z_198	Z_205	Z_207	Z_208	Z_215	Z_216	Z_217
Heart beech colour	Beech colour	Z_261	Z_262	Z_263	Z_270	Z_271	Z_272	Z_275	Z_277	Z_278	Z_285	Z_287	Z_288	Z_295	Z_296	Z_297
Natural royal oak colour	Beech colour	Z_341	Z_342	Z_343	Z_350	Z_351	Z_352	Z_355	Z_357	Z_358	Z_365	Z_367	Z_368	Z_375	Z_376	Z_377

2	HANDLE STRIP COLOUR ▶	ALUMINIUM-COLOURED = PG 1 Please add "A" to the colour code	CHROME-COLOURED = PG 2 Please add "C" to the colour code	BLACK = PG 2 Please add "S" to the colour code	CARCASS COLOURS = PG 2 Please add "K" to the colour code
---	-----------------------	---	--	--	--

3		Width in cm	300 (approx. 299 cm)	320 (approx. 319 cm)	340 (approx. 338 cm)	360 SYNCHRONOUS (approx. 360 cm)	380 SYNCHRONOUS (approx. 379 cm)	400 SYNCHRONOUS (approx. 399 cm)	NOTE: The gliding door robes in widths of 360, 380 and 400 cm are fitted with synchronously opening doors.
GLIDING DOOR ROBES	Depth 68 cm	Drawing Door configuration							
		Carcass division (cm)	50 100 100 50	60 100 100 60	50 120 120 50	80 100 100 80	80 100 100 100	100 100 100 100	
		Number of doors	2	2	2	4	4	4	
		Shaded area = front variation colour							

HEIGHT 223 CM		Price group	Art. no.	Price	HEIGHT 223 CM								
Matt colour	PG 1	4A80		4A82		4A84		4A86		4A88		4A90				
	PG 2															
Mirror	PG 1	4B80		4B82		4B84		4B86		4B88		4B90				
	PG 2															
Colour mirror or colour glass	PG 1	4C80		4C82		4C84		4C86		4C88		4C90				
	PG 2															
Matt colour glass	PG 1	4D80		4D82		4D84		4D86		4D88		4D90				
	PG 2															
High polish	PG 1	4E80		4E82		4E84		4E86		4E88		4E90				
	PG 2															
HEIGHT 235 CM		Price group	Art. no.	Price	HEIGHT 235 CM								
Matt colour	PG 1	4M80		4M82		4M84		4M86		4M88		4M90				
	PG 2															
Mirror	PG 1	4N80		4N82		4N84		4N86		4N88		4N90				
	PG 2															
Colour mirror or colour glass	PG 1	4P80		4P82		4P84		4P86		4P88		4P90				
	PG 2															
Matt colour glass	PG 1	4Q80		4Q82		4Q84		4Q86		4Q88		4Q90				
	PG 2															
High polish	PG 1	4R80		4R82		4R84		4R86		4R88		4R90				
	PG 2															

WARDROBES Colour 4A

HINGED DOORS | Colour

FRONT 4A

Hinged door robes with handle

Front with inlay panel in carcass colour

20^{UP}

1 COL. CODE FRONT VARIATION ▶		MATT COLOUR			MIRROR	COLOUR MIRROR OR COLOUR GLASS					MATT COLOUR GLASS			HIGH POLISH		
CARCASS COLOUR ▼	INTERIOR COLOUR ▼	White	Cappuccino	Cacao	Crystal mirror	Grey mirror	Bronze mirror	Crystal white	Black	Fango	Crystal white	Black	Fango	White	Cappuccino	Cacao
Matt white	Grey structure	Z_101	Z_102	Z_103	Z_110	Z_111	Z_112	Z_115	Z_117	Z_118	Z_125	Z_127	Z_128	Z_135	Z_136	Z_137
Matt black	Grey structure	Z_141	Z_142	Z_143	Z_150	Z_151	Z_152	Z_155	Z_157	Z_158	Z_165	Z_167	Z_168	Z_175	Z_176	Z_177
Matt fango	Grey structure	Z_501	Z_502	Z_503	Z_510	Z_511	Z_512	Z_515	Z_517	Z_518	Z_525	Z_527	Z_528	Z_535	Z_536	Z_537
Walnut colour	Grey structure	Z_221	Z_222	Z_223	Z_230	Z_231	Z_232	Z_235	Z_237	Z_238	Z_245	Z_247	Z_248	Z_255	Z_256	Z_257
Sonoma oak colour	Beech colour	Z_181	Z_182	Z_183	Z_190	Z_191	Z_192	Z_195	Z_197	Z_198	Z_205	Z_207	Z_208	Z_215	Z_216	Z_217
Heart beech colour	Beech colour	Z_261	Z_262	Z_263	Z_270	Z_271	Z_272	Z_275	Z_277	Z_278	Z_285	Z_287	Z_288	Z_295	Z_296	Z_297
Natural royal oak colour	Beech colour	Z_341	Z_342	Z_343	Z_350	Z_351	Z_352	Z_355	Z_357	Z_358	Z_365	Z_367	Z_368	Z_375	Z_376	Z_377

2 HANDLE COLOUR ▶	ALUMINIUM-COLOURED = PG 1 Please add "A" to the colour code	CHROME-COLOURED = PG 2 Please add "C" to the colour code	BLACK = PG 2 Please add "S" to the colour code
-------------------	---	--	--

3 HINGED DOOR ROBES		Width in cm	160 (approx. 160 cm)	180 (approx. 179 cm)	200 (approx. 200 cm)	220 (approx. 219 cm)	240 (approx. 239 cm)	260 (approx. 259 cm)	280 (approx. 279 cm)											
Shaded area = front variation colour	Drawing Door hinge																			
	Carcass division (cm)	50 60 50	120 60	100 100	60 100 60	120 120	100 60 100	50 120 60 50												
	Door division (cm)	50 60 50	60 60 60	50 50 50 50	60 50 50 60	60 60 60 60	50 50 60 50 50	50 60 60 60 50												
HEIGHT 223 CM		Price group	Art. no.	Price	HEIGHT 223 CM															
Matt colour	PG 1	4A16			4A18			4A20			4A22			4A24			4A26			4A28
	PG 2																			
Mirror	PG 1	4B16			4B18			4B20			4B22			4B24			4B26			4B28
	PG 2																			
Colour mirror or colour glass	PG 1	4C16			4C18			4C20			4C22			4C24			4C26			4C28
	PG 2																			
Matt colour glass	PG 1	4D16			4D18			4D20			4D22			4D24			4D26			4D28
	PG 2																			
High polish	PG 1	4E16			4E18			4E20			4E22			4E24			4E26			4E28
	PG 2																			
HEIGHT 235 CM		Price group	Art. no.	Price	HEIGHT 235 CM															
Matt colour	PG 1	4M16			4M18			4M20			4M22			4M24			4M26			4M28
	PG 2																			
Mirror	PG 1	4N16			4N18			4N20			4N22			4N24			4N26			4N28
	PG 2																			
Colour mirror or colour glass	PG 1	4P16			4P18			4P20			4P22			4P24			4P26			4P28
	PG 2																			
Matt colour glass	PG 1	4Q16			4Q18			4Q20			4Q22			4Q24			4Q26			4Q28
	PG 2																			
High polish	PG 1	4R16			4R18			4R20			4R22			4R24			4R26			4R28
	PG 2																			

More widths on next page.



20UP

HINGED DOORS | Colour FRONT 4A

Hinged door robes with handle
Front with inlay panel in carcass colour

1 COL. CODE		FRONT VARIATION ▶			MATT COLOUR			MIRROR	COLOUR MIRROR OR COLOUR GLASS			MATT COLOUR GLASS			HIGH POLISH		
CARCASS COLOUR ▼	INTERIOR COLOUR ▼	White	Cappuccino	Cacao	Crystal mirror	Grey mirror	Bronze mirror	Crystal white	Black	Fango	Crystal white	Black	Fango	White	Cappuccino	Cacao	
Matt white	Grey structure	Z_101	Z_102	Z_103	Z_110	Z_111	Z_112	Z_115	Z_117	Z_118	Z_125	Z_127	Z_128	Z_135	Z_136	Z_137	
Matt black	Grey structure	Z_141	Z_142	Z_143	Z_150	Z_151	Z_152	Z_155	Z_157	Z_158	Z_165	Z_167	Z_168	Z_175	Z_176	Z_177	
Matt fango	Grey structure	Z_501	Z_502	Z_503	Z_510	Z_511	Z_512	Z_515	Z_517	Z_518	Z_525	Z_527	Z_528	Z_535	Z_536	Z_537	
Walnut colour	Grey structure	Z_221	Z_222	Z_223	Z_230	Z_231	Z_232	Z_235	Z_237	Z_238	Z_245	Z_247	Z_248	Z_255	Z_256	Z_257	
Sonoma oak colour	Beech colour	Z_181	Z_182	Z_183	Z_190	Z_191	Z_192	Z_195	Z_197	Z_198	Z_205	Z_207	Z_208	Z_215	Z_216	Z_217	
Heart beech colour	Beech colour	Z_261	Z_262	Z_263	Z_270	Z_271	Z_272	Z_275	Z_277	Z_278	Z_285	Z_287	Z_288	Z_295	Z_296	Z_297	
Natural royal oak colour	Beech colour	Z_341	Z_342	Z_343	Z_350	Z_351	Z_352	Z_355	Z_357	Z_358	Z_365	Z_367	Z_368	Z_375	Z_376	Z_377	

2 HANDLE COLOUR ▶	ALUMINIUM-COLOURED = PG 1 Please add "A" to the colour code	CHROME-COLOURED = PG 2 Please add "C" to the colour code	BLACK = PG 2 Please add "S" to the colour code
-------------------	---	--	--

3 HINGED DOOR ROBES		Width in cm	300 (approx. 299 cm)	300 (approx. 299 cm)	320 (approx. 319 cm)	340 (approx. 338 cm)	360 (approx. 357 cm)	380 (approx. 378 cm)	400 (approx. 399 cm)
Shaded area = front variation colour	Drawing	Depth 61 cm							
	Door hinge								
	Carcass division (cm)		120 60 120	100 100 100	60 100 100 60	120 100 120	120 120 120	100 120 60 100	100 100 100 100
	Door division (cm)		60 60 60 60 60	50 50 50 50 50 50	60 50 50 50 50 60	60 60 50 50 60 60	60 60 60 60 60 60	50 50 60 60 60 50 50	50 50 50 50 50 50 50

HEIGHT 223 CM		Price group	Art. no.	Price	HEIGHT 223 CM												
Matt colour	PG 1	4A49						4A30												
	PG 2																			
Mirror	PG 1	4B49						4B30												
	PG 2																			
Colour mirror or colour glass	PG 1	4C49						4C30												
	PG 2																			
Matt colour glass	PG 1	4D49						4D30												
	PG 2																			
High polish	PG 1	4E49						4E30												
	PG 2																			

HEIGHT 235 CM		Price group	Art. no.	Price	HEIGHT 235 CM												
Matt colour	PG 1	4M49						4M30												
	PG 2																			
Mirror	PG 1	4N49						4N30												
	PG 2																			
Colour mirror or colour glass	PG 1	4P49						4P30												
	PG 2																			
Matt colour glass	PG 1	4Q49						4Q30												
	PG 2																			
High polish	PG 1	4R49						4R30												
	PG 2																			

WARDROBES
Colour
4A

HINGED DOORS | Colour

FRONT 4A


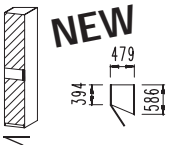
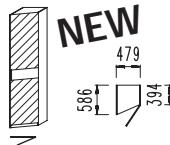
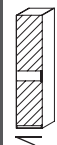
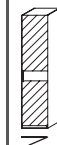
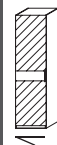
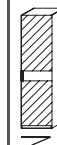
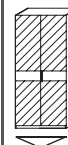
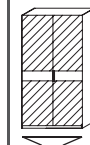
Hinged door robes with handle

Front with inlay panel in carcass colour

20^{UP}

1 COL. CODE FRONT VARIATION ▶		MATT COLOUR			MIRROR	COLOUR MIRROR OR COLOUR GLASS					MATT COLOUR GLASS			HIGH POLISH		
CARCASS COLOUR ▼	INTERIOR COLOUR ▼	White	Cappuccino	Cacao	Crystal mirror	Grey mirror	Bronze mirror	Crystal white	Black	Fango	Crystal white	Black	Fango	White	Cappuccino	Cacao
Matt white	Grey structure	Z_101	Z_102	Z_103	Z_110	Z_111	Z_112	Z_115	Z_117	Z_118	Z_125	Z_127	Z_128	Z_135	Z_136	Z_137
Matt black	Grey structure	Z_141	Z_142	Z_143	Z_150	Z_151	Z_152	Z_155	Z_157	Z_158	Z_165	Z_167	Z_168	Z_175	Z_176	Z_177
Matt fango	Grey structure	Z_501	Z_502	Z_503	Z_510	Z_511	Z_512	Z_515	Z_517	Z_518	Z_525	Z_527	Z_528	Z_535	Z_536	Z_537
Walnut colour	Grey structure	Z_221	Z_222	Z_223	Z_230	Z_231	Z_232	Z_235	Z_237	Z_238	Z_245	Z_247	Z_248	Z_255	Z_256	Z_257
Sonoma oak colour	Beech colour	Z_181	Z_182	Z_183	Z_190	Z_191	Z_192	Z_195	Z_197	Z_198	Z_205	Z_207	Z_208	Z_215	Z_216	Z_217
Heart beech colour	Beech colour	Z_261	Z_262	Z_263	Z_270	Z_271	Z_272	Z_275	Z_277	Z_278	Z_285	Z_287	Z_288	Z_295	Z_296	Z_297
Natural royal oak colour	Beech colour	Z_341	Z_342	Z_343	Z_350	Z_351	Z_352	Z_355	Z_357	Z_358	Z_365	Z_367	Z_368	Z_375	Z_376	Z_377

2 HANDLE COLOUR ▶	ALUMINIUM-COLOURED = PG 1 Please add "A" to the colour code	CHROME-COLOURED = PG 2 Please add "C" to the colour code	BLACK = PG 2 Please add "S" to the colour code
-------------------	---	--	--

3 HINGED DOOR ROBES		Width in cm	50 (approx. 48 cm)	50 (approx. 48 cm)	50 (approx. 51 cm)	50 (approx. 51 cm)	60 (approx. 61 cm)	60 (approx. 61 cm)	100 (approx. 101 cm)	120 (approx. 120 cm)							
 Shaded area = front variation colour	Depth 61 cm	Drawing Door hinge															
	Carcass division (cm)	Door division (cm)	50	50	50	50	60	60	100	120							
			50 left bevelled	50 right bevelled	50 left	50 right	60 left	60 right	50 50	60 60							
HEIGHT 223 CM		Price group	Art. no.		Price		HEIGHT 223 CM										
Matt colour	PG 1	4A1L		4A1R		4A5L		4A5R		4A6L		4A6R		4A10		4A12	
	PG 2																
Mirror	PG 1	4B1L		4B1R		4B5L		4B5R		4B6L		4B6R		4B10		4B12	
	PG 2																
Colour mirror or colour glass	PG 1	4C1L		4C1R		4C5L		4C5R		4C6L		4C6R		4C10		4C12	
	PG 2																
Matt colour glass	PG 1	4D1L		4D1R		4D5L		4D5R		4D6L		4D6R		4D10		4D12	
	PG 2																
High polish	PG 1	4E1L		4E1R		4E5L		4E5R		4E6L		4E6R		4E10		4E12	
	PG 2																
HEIGHT 235 CM		Price group	Art. no.		Price		HEIGHT 235 CM										
Matt colour	PG 1	4M1L		4M1R		4M5L		4M5R		4M6L		4M6R		4M10		4M12	
	PG 2																
Mirror	PG 1	4N1L		4N1R		4N5L		4N5R		4N6L		4N6R		4N10		4N12	
	PG 2																
Colour mirror or colour glass	PG 1	4P1L		4P1R		4P5L		4P5R		4P6L		4P6R		4P10		4P12	
	PG 2																
Matt colour glass	PG 1	4Q1L		4Q1R		4Q5L		4Q5R		4Q6L		4Q6R		4Q10		4Q12	
	PG 2																
High polish	PG 1	4R1L		4R1R		4R5L		4R5R		4R6L		4R6R		4R10		4R12	
	PG 2																



20^{UP}

HINGED DOORS | Colour

FRONT 4A

Hinged door robes with handle
Front with inlay panel in carcass colour

1		MATT COLOUR			MIRROR	COLOUR MIRROR OR COLOUR GLASS					MATT COLOUR GLASS			HIGH POLISH		
COL. CODE	FRONT VARIATION ▶															
CARCASS COLOUR ▼	INTERIOR COLOUR ▼	White	Cappuccino	Cacao	Crystal mirror	Grey mirror	Bronze mirror	Crystal white	Black	Fango	Crystal white	Black	Fango	White	Cappuccino	Cacao
Matt white	Grey structure	Z_101	Z_102	Z_103	Z_110	Z_111	Z_112	Z_115	Z_117	Z_118	Z_125	Z_127	Z_128	Z_135	Z_136	Z_137
Matt black	Grey structure	Z_141	Z_142	Z_143	Z_150	Z_151	Z_152	Z_155	Z_157	Z_158	Z_165	Z_167	Z_168	Z_175	Z_176	Z_177
Matt fango	Grey structure	Z_501	Z_502	Z_503	Z_510	Z_511	Z_512	Z_515	Z_517	Z_518	Z_525	Z_527	Z_528	Z_535	Z_536	Z_537
Walnut colour	Grey structure	Z_221	Z_222	Z_223	Z_230	Z_231	Z_232	Z_235	Z_237	Z_238	Z_245	Z_247	Z_248	Z_255	Z_256	Z_257
Sonoma oak colour	Beech colour	Z_181	Z_182	Z_183	Z_190	Z_191	Z_192	Z_195	Z_197	Z_198	Z_205	Z_207	Z_208	Z_215	Z_216	Z_217
Heart beech colour	Beech colour	Z_261	Z_262	Z_263	Z_270	Z_271	Z_272	Z_275	Z_277	Z_278	Z_285	Z_287	Z_288	Z_295	Z_296	Z_297
Natural royal oak colour	Beech colour	Z_341	Z_342	Z_343	Z_350	Z_351	Z_352	Z_355	Z_357	Z_358	Z_365	Z_367	Z_368	Z_375	Z_376	Z_377

2	HANDLE COLOUR ▶	ALUMINIUM-COLOURED = PG 1 Please add "A" to the colour code	CHROME-COLOURED = PG 2 Please add "C" to the colour code	BLACK = PG 2 Please add "S" to the colour code
---	-----------------	---	--	--

3	SHELF UNITS/ CORNER-ROBES	Width in cm	30 - 101	52	101	52	101	105	115	45
			Depth 41 cm (shelf units only)	Only for intermediate installation! Widths can be altered at 1 cm intervals. Please specify the desired width! Can be ordered for all colour codes.	Only for intermediate installation!	Only for intermediate installation!	Only for intermediate installation! Can be ordered for all colour codes.	Only for intermediate installation! Can be ordered for all colour codes.	Only for intermediate installation! Can be ordered for all colour codes.	Corner-robe 45°, walk-in
		Drawing								
		Name	Made-to-measure and TV shelf	Shelf unit, narrow	Shelf unit, wide	Shelf unit, narrow	Shelf unit, wide	Corner-robe 45°, walk-in	Corner-robe 90°	Coat rack element
		Description	Width alteration 30-101 cm	2 drawers Front var. colour	4 drawers Front var. colour	2 drawers Carcase colour	4 drawers Carcase colour	with interior lighting, incl. fitting strips	incl. fitting strips	Mounted on outside of wardrobe

HEIGHT 223 CM		▼ Price group	▼ Art. no.	▼ Price	HEIGHT 223 CM									
Matt colour	PG 1		4200		4211		4231		4210		4230		4A01		4A02		2398
	PG 2																
Mirror	PG 1		4200		4212		4232		4210		4230		4B01		4B02		2398
	PG 2																
Colour mirror or colour glass	PG 1		4200		4213		4233		4210		4230		4C01		4C02		2398
	PG 2																
Matt colour glass	PG 1		4200		4214		4234		4210		4230		4D01		4D02		2398
	PG 2																
High polish	PG 1		4200		4215		4235		4210		4230		4E01		4E02		2398
	PG 2																

HEIGHT 235 CM		▼ Price group	▼ Art. no.	▼ Price	HEIGHT 235 CM									
Matt colour	PG 1		4205		4221		4241		4220		4240		4M01		4M02		2399
	PG 2																
Mirror	PG 1		4205		4222		4242		4220		4240		4N01		4N02		2399
	PG 2																
Colour mirror or colour glass	PG 1		4205		4223		4243		4220		4240		4P01		4P02		2399
	PG 2																
Matt colour glass	PG 1		4205		4224		4244		4220		4240		4Q01		4Q02		2399
	PG 2																
High polish	PG 1		4205		4225		4245		4220		4240		4R01		4R02		2399
	PG 2																

WARDROBES
Colour
4A

